



**Year 12**  
**Summer**  
**Work**  
**2026**



# Contents

<b>Page 4</b>	<a href="#"><u>Art</u></a>
<b>Page 5</b>	<a href="#"><u>Biology</u></a>
<b>Page 6</b>	<a href="#"><u>Business</u></a>
<b>Page 7</b>	<a href="#"><u>Business BTEC</u></a>
<b>Page 8</b>	<a href="#"><u>Chemistry</u></a>
<b>Page 9</b>	<a href="#"><u>Computer Science</u></a>
<b>Page 10</b>	<a href="#"><u>Criminology</u></a>
<b>Page 11</b>	<a href="#"><u>Digital Media</u></a>
<b>Page 12</b>	<a href="#"><u>Drama</u></a>
<b>Page 13</b>	<a href="#"><u>Economics</u></a>
<b>Page 14</b>	<a href="#"><u>English Literature</u></a>
<b>Page 15</b>	<a href="#"><u>Fashion and Textiles</u></a>
<b>Page 16</b>	<a href="#"><u>Further Maths</u></a>
<b>Page 17</b>	<a href="#"><u>Geography</u></a>
<b>Page 18</b>	<a href="#"><u>History</u></a>
<b>Page 19</b>	<a href="#"><u>Maths</u></a>
<b>Page 20</b>	<a href="#"><u>Medical Science</u></a>
<b>Page 21</b>	<a href="#"><u>Physical Education</u></a>
<b>Page 22</b>	<a href="#"><u>Physics</u></a>
<b>Page 23</b>	<a href="#"><u>Politics</u></a>
<b>Page 24</b>	<a href="#"><u>Product Design</u></a>
<b>Page 25</b>	<a href="#"><u>Psychology</u></a>
<b>Page 26</b>	<a href="#"><u>Religious Studies</u></a>
<b>Page 27</b>	<a href="#"><u>Spanish</u></a>
<b>Page 28</b>	<a href="#"><u>Sport BTEC</u></a>

# Introduction

Dear student,

Welcome to this, our Year 11 into 12 Summer Work booklet. I hope you find this resource easy to use—all links in the booklet should take you directly to the right page and work to be completed over the summer for your chosen courses.

As Sixth Form students, you will need to develop enhanced independent learning skills as well as deepen your knowledge and understanding in the subjects you are about to start becoming an expert in! The simple fact is that the quicker you develop these skills, knowledge and understanding, the more successful you will be in your Sixth Form studies.

This doesn't mean to say that you will become an expert over the summer holidays by just doing this work—A-Levels and Level 3 Vocational Courses take 2 years of hard work and committed study—but you will certainly be setting yourself up in the best way possible by delving deep into the tasks set for you here.

By keeping yourselves sharp over the summer holidays; maintaining your academic minds and talents, your start in Sixth Form this September will be far easier. This summer work will help your confidence, engagement and wellbeing—the last one might sound strange but believe us when we say that coming into Level 3 study is best when you are prepared and equipped for the work.

We hope that what is here is challenging...but challenging in an engaging, enjoyable and enriching way. The subjects you selected for your Sixth Form journey should be the ones that inspire you and that you might well look to take beyond the next two years, whether this is into university, apprenticeship or the world of work.

I hope you enjoy digging into the summer work here and relish exploring your subjects in ways you haven't done so yet in your school careers. Remember that this work is due to be submitted as you come back after summer. Much of the work is substantial and so you should leave plenty of time to complete it.

I am incredibly excited to see you in September as fully-fledged Sixth Formers, and ready to take the first steps in the next stage of your academic careers.

With best wishes for a productive and enjoyable summer break.



Mr Ging and the Sixth Form team

[Return to contents](#)

# Art

All tasks are [here](#)

## Task 1

Choose a current headline and create a mind map (s) linking to it. Think about objects, personal links and potential artists you could explore. This should be completed on the top half of an A3 page.

The top half should contain:

- Your headline
- A short reason why you choose this headline and why it is important to be explored.
- A range of mind maps for each different area you wish to explore linking to the headline.

## Task 2

In the bottom half of the A3 page, please complete 3 detailed tonal observational linking to your headline. The subject matter should be your choice and please place key focus on the layout.

Your page should contain:

- 3 tonal detailed observations
- Annotations explaining their relevance and how this has helped trigger an idea for an outcome.

## Task 3

On your next page practically research and respond to an artist linking to your headline. \*Make sure your subject matter is the same as your observational studies.

Your page must contain:

- Title – Name of your artist
- Image of their chosen work
- A brief overview about the work and why you have chosen it. Make sure you explain how it links to your theme and will help develop your work towards a final outcome
- An A4 pastiche of their work.

## Task 4

Complete a final outcome, showing an idea development page linking your journey from your observations/artist to your final outcome. Your final outcome should be A3.

Please see below what you should present for your idea development page.

Your page must contain:

- Title – Idea development
- 3 ideas as line drawing which are annotated with colour, tone and texture.
- Underneath each idea you should explain the conceptual link for each idea and how it links back to the headline and artist.
- \*Highlight your chosen idea that you will complete for your final outcome.

[Return to contents](#)

# Biology

Welcome to A-Level Biology!

Below are the links you will need to access your summer coursework and reading materials.

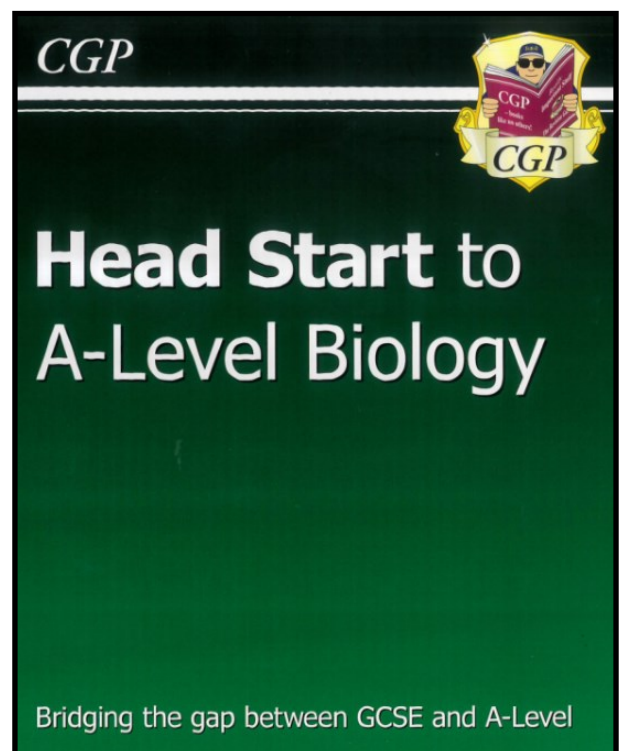
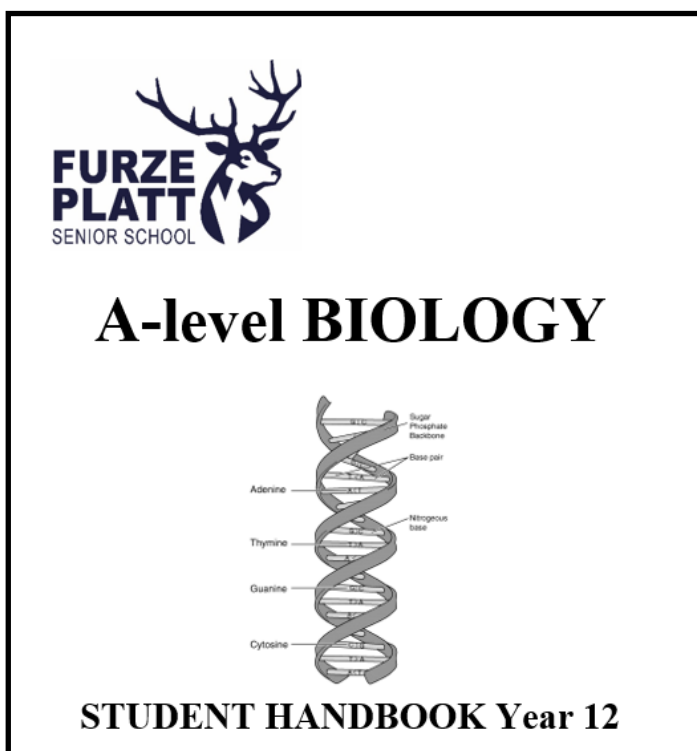
Enjoy the work over the summer and we look forward to seeing you in September!

## Tasks

Click on the link here to access your Biology Transition tasks document: [Biology Transition Tasks 2026](#)

Download your own copy of the documents and save these, working through the tasks as instructed in the pack.

To help you, the pictures below will link to your handbook, transition sheet and Head Start to A-Level Biology textbook



[Return to contents](#)

# Business

## Create Your Own Business

During the summer, you will create your own business idea and prepare a presentation about it for the first week of Year 12.

You may choose either:

- A business you genuinely launch or test during the summer OR
- A detailed business plan for a realistic business idea.

Your presentation should be approximately 5–7 minutes long and professionally presented using slides, posters, videos or visual materials.

## Presentation structure

- Introduction – Business name, logo and overview
- The Business Idea – Product/service and USP
- Target Market – Customer profile and needs
- Market Research – Competitors and demand
- Marketing Strategy – Pricing and promotion
- Finance – Costs, revenue and profit estimates
- Risks and Challenges – Potential problems
- Reflection – What you learned and future improvements



## Time Guidance (Approx. 8 hours)

- Business idea development – 1 hour
- Customer and competitor research – 2 hours
- Financial planning – 1 hour
- Marketing and branding – 1 hour
- Presentation creation – 2 hours
- Presentation practice – 1 hour



## A01- A04 Assessment Criteria

- A01 – Knowledge and Understanding (10 marks) - Accurate business terminology and understanding of business concepts.
- A02 – Application (10 marks) - Application of business theory to the student's own business idea.
- A03 – Analysis (10 marks) - Clear reasoning, cause and effect, and explanation of business decisions.
- A04 – Evaluation (10 marks) - Balanced judgement, reflection, and justified conclusions.

# Business BTEC

## Summer transition task (approx. 8 hours)

This project will help prepare you for BTEC Business Level 3 Unit 1: Exploring a Business. You will investigate a real business and present your findings during the first weeks of Year 12.

**Your Task** - Choose a real business to investigate. This could be a local business, national company, franchise or online business. You must create a 5–7-minute presentation.

## What to Research

Type of ownership, Business aims and objectives, Products and services, Customers and competitors, Marketing methods, Customer service, Strengths and weaknesses, Sources of finance. *Include real evidence such as photos, websites, reviews or social media examples.*

**Analytical Instructions** - You should ANALYSE throughout your work by: Explaining why the business makes certain decisions, showing cause and effect (e.g. how marketing affects sales), explaining the impact of business decisions on customers or profits, comparing strengths and weaknesses, using evidence to support your points. *Avoid simply describing information explain how and why things happen.*

**Evaluative Instructions** - You should EVALUATE throughout your work by: Making judgements about how successful the business is, explaining whether strategies are effective or ineffective, considering both positives and negatives, reaching supported conclusions, suggesting realistic improvements, justifying your opinions using evidence. *Strong evaluation explains 'how far' or 'how successful' something is.*

## Presentation structure

- Introduction to the business
- Ownership and purpose
- Customers and competitors
- Marketing and customer service
- Strengths and weaknesses
- Sources of finance
- Overall judgement and conclusion



## Assessment criteria

- Pass - Basic understanding with some business terminology and examples.
- Merit - Clear understanding, relevant evidence, good terminology and some analysis.
- Distinction - Detailed investigation, excellent evidence, strong analysis, supported evaluation and justified conclusions.

# Chemistry

Congratulations on finishing your GCSE studies, we hope you have done yourself proud.

Studying Chemistry A-Level is no small undertaking, and you should be prepared for the challenge ahead.

To ensure you are ready, over the summer you will need to do the following:

## Essential home learning:

During your taster lessons, you were advised to secure a copy of the CGP “*Head Start to A-level Chemistry*” workbook (ISBN 9781782942801), these are easily available online in both paperback and electronic forms. If you are unable to secure a copy you must contact Mr Frankis at [rob.frankis@furzeplatt.net](mailto:rob.frankis@furzeplatt.net) as soon as possible.

Your home learning is to work through this resource and:

Make revision style notes on all the content in the exercise book provided,

Attempt all the questions at the bottom of each page,

Self-mark and correct your work using a different coloured pen and the answers in the book

You will have to complete an entry assessment in September based upon this content, so you must ensure you are adequately prepared for this assessment upon your return to school.

**Keep all this work safe, as your teachers will expect to see it, completed and self-marked, in September.**

## Advisory additional work:

The long summer is a great opportunity to expand your scientific knowledge beyond the GCSE course. We highly recommend you use this time to read around the subject or listen to some of the many excellent podcasts available online. The BBC’s “*In their element*” and “*A geochemical history of life on Earth*” podcast are both good places to start this journey.

Many of you have access to [www.gcsepod.com](http://www.gcsepod.com), if you do you should use the pods available within their “*Getting Ready for KS5*” playlist to revise the expected prior knowledge for the course. This playlist can be found at <https://members.gcsepod.com/shared/podcasts/title/15856>

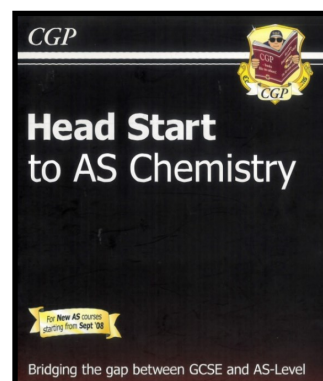
For those interested in a career in science after sixth form, it is worth exploring the **Royal Society of Chemistry**, RSC, website (<http://www.rsc.org>). You can join the RSC for free as an under 18 member, and membership gives you access to a wealth of educational resources, support and careers advice.

On your return to school in September, you will need access to the Oxford University Press’ “*A Level Chemistry for OCR*” textbook (ISBN 9780198351979). This resource is available in both physical and electronic forms, but you must have an accessible copy of it for all lessons. This means you will either need to secure a copy of the textbook over the summer or be able to bring a laptop, MacBook, or similar device to each lesson to access it electronically. Please note that a mobile phone is not suitable for this purpose.

Lastly, do enjoy your summer. We will be working very hard straight from the start of the September and you will need to be well rested and focussed.

All the best,

Mr Frankis, Mrs Harper, and Mr Anderson

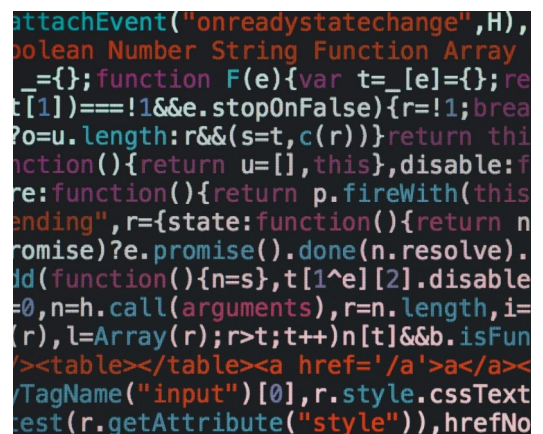
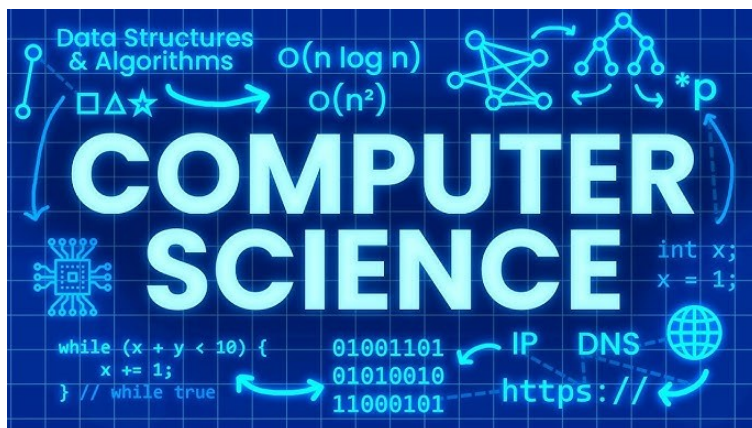



# Computer Science

Welcome to A-Level Computer Science!

Please click on the picture below to access your summer coursework.

Enjoy the work over the summer and we look forward to seeing you in September!



[Return to contents](#)

# Criminology

Welcome to Criminology!

Please click on the Criminology title below to access your summer coursework.



Enjoy the work over the summer and we look forward to seeing you in September!

[Return to contents](#)

# Digital Media

Welcome to Digital Media!

Please click on the picture below to access your summer coursework.

Download your own copy of the document and save this in your documents on your device, working through the tasks as instructed in the pack.

Enjoy the work over the summer and we look forward to seeing you in September!

Mr Williams and the Media team



[Return to contents](#)

# Drama

## Task 1

Read Hedda Gabler by Henrik Ibsen. (ISBN: 0413770702) Create a presentation on the play. The presentation can be as creative as you wish but it must include:

- A breakdown of the narrative,
- Themes and historical context.
- Character profile,
- Examples from past productions,
- Key moments



## Task 2

Read 'Our Country's Good' (ISBN: 1350097888) by Timberlake Wertenbaker.

Explain which 3 scenes you think are the most powerful and why. You should produce 1 side of A4 per scene.

Create a mood board of a range of images from past productions of the play showing their set, lighting and costume designs.

Research the purpose of the play 'Our Country's Good'. Write a minimum of 1 page of A4 explaining why this play might have been relevant for a performance in 1980s Britain.



## Task 3

Watch A Street Car Named Desire Tennessee Williams (Author) and Benedict Andrews (Director) on DramaOnline. Log in details are:

- Website: <https://www.dramaonlinelibrary.com/login>
- Username: 4Vv#4Xgyq(
- Password: 8Ab&0Ogyr&
- Title of production- 'A Street Car Named Desire'

Write a paragraph analysing the most memorable scene in the play. This paragraph should identify how they used their vocal, physical, space and interaction skills to make the moment memorable.



## Task 5

Research the following practitioners: Antonin Artaud, Steven Berkoff, and Katie Mitchell, – make notes using the [Cornell Notes technique](#) on their theories and techniques.

- Complete your research by writing answers to the following:
- What makes each company/practitioner unique?
- What ideas do they have about theatre and theatrical experiences?
- What key features define their work?

[Return to contents](#)

# Economics

## Investigating the Economy

You must choose ONE of the following themes:

The cost-of-living crisis	The economics of sport or music
Inflation and rising prices	Fast fashion and consumer behaviour
The housing market	Renewable energy and sustainability
The impact of social media on businesses	The impact of AI on jobs and businesses

You should investigate what the issue or market is, why it matters, who is affected, economic causes and consequences, possible solutions or future changes

Your presentation should be approximately 5–7 minutes long and professionally presented using slides, posters, videos or visual materials.

## Presentation structure

- Introduction – Overview of the economic issue or market
- Key Economic Concepts – Important terminology and definitions
- Causes – Why the issue exists
- Impacts – Effects on consumers, businesses and the government
- Real-World Examples – Data, news stories or case studies
- Analysis – Short-term and long-term consequences
- Evaluation – Possible solutions and judgement
- Reflection – What you learned and your conclusions

## Time Guidance (Approx. 8 Hours)

- Choosing and planning the topic – 1 hour
- Researching articles and data – 2 hours
- Investigating economic concepts – 2 hours
- Creating presentation – 2 hours
- Practising presentation – 1 hour

## A01- A04 Assessment Criteria

- A01 – Knowledge and Understanding (10 marks) - Accurate use of economic terminology and understanding of concepts.
- A02 – Application (10 marks) - Application of economic theory to real-world examples and evidence.
- A03 – Analysis (10 marks) - Clear chains of reasoning, explanation of causes and consequences.
- A04 – Evaluation (10 marks) - Balanced judgement supported conclusions and evaluation of solutions.

[Return to contents](#)

# English Literature

## Drama and Poetry

**Task 1:** Research of Victorian gender roles. How were men and women expected to behave in the 19<sup>th</sup> century? Consider the role of women in marriage and family life. What about legal rights for both men/women? Create a **poster** giving the facts.

**Task 2:** Research of what a 'well-made play' is. Write an **explanation** of this and how realism is involved.

**Task 3:** Research Rossetti's religious background and see how her faith might shape her views on love, life and death. Write a **paragraph** on what you have found out and your views.

## The Immigrant Experience

**Task 1:** To read **both** novels (The Reluctant Fundamentalist and The Namesake). This is essential.

**Task 2:** To write up an analysis of the opening of TRF and The Namesake.

**Task 3:** Either:

- A. Research the Windrush generation: facts and attitudes
- B. Research immigration and refugees from Syria to UK and USA and compare other developed countries.

Be ready to present a 2 minute summary of your findings

## Texts:

You should purchase your own copy of each text before the course begins. Here are some links:

- The Reluctant Fundamentalist: <https://www.amazon.co.uk/Reluctant-Fundamentalist-Mohsin-Hamid/dp/0156034026>
- The Namesake: <https://www.amazon.co.uk/Namesake-Jhumpa-Lahiri/dp/0006551807>
- Hamlet (for the accurate text for the exam): [https://www.amazon.co.uk/Oxford-School-Shakespeare-Hamlet-William/dp/0198328702/ref=sr\\_1\\_2?crid=8ZMLZQ0NQT3Z&keywords=hamlet+alexander+text+student&qid=1688112491&s=b ooks&sprefix=hamlet+alexander+text+student%2Cstripbooks%2C76&sr=1-2](https://www.amazon.co.uk/Oxford-School-Shakespeare-Hamlet-William/dp/0198328702/ref=sr_1_2?crid=8ZMLZQ0NQT3Z&keywords=hamlet+alexander+text+student&qid=1688112491&s=b ooks&sprefix=hamlet+alexander+text+student%2Cstripbooks%2C76&sr=1-2)
- Hamlet (for scholarly reference): <https://www.amazon.co.uk/Hamlet-Revised-Arden-Shakespeare-Third/dp/1472518381>
- Christina Rossetti Poetry (guidebook): <https://www.amazon.co.uk/Christina-Rossetti-Selected-Revision-Guides/dp/1520338554>
- A Doll's House: <https://www.amazon.co.uk/Dolls-House->

[Return to contents](#)

# Fashion and Textiles

## Task

You are to produce a fashion timeline for the decades of the 20th Century. Click on the image below for the summer work task PowerPoint.



Alongside the key fashion trends, I would like you to include key points of social history and their effects on women's fashion at the time.

You may present it anyway you like – but it must be SMALLER than an A2 piece of paper. (perhaps a concertina design??)



Helpful website: [www.fashionhistory.fitnyc.edu/category/20th-century/](http://www.fashionhistory.fitnyc.edu/category/20th-century/)

Others are available!!

[Return to contents](#)

# Further Maths

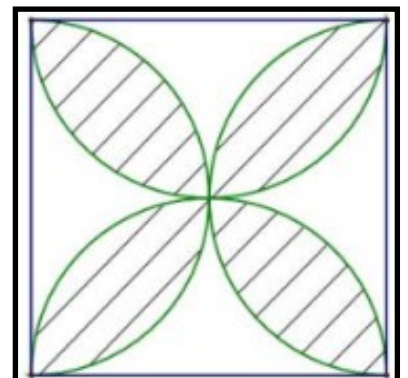
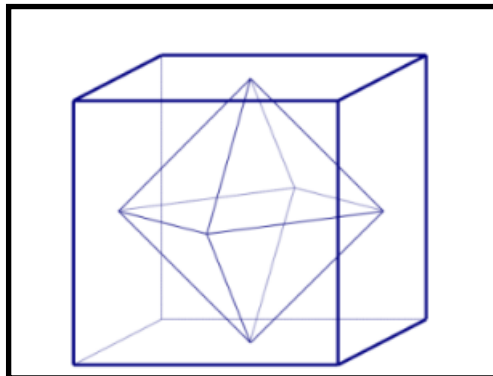
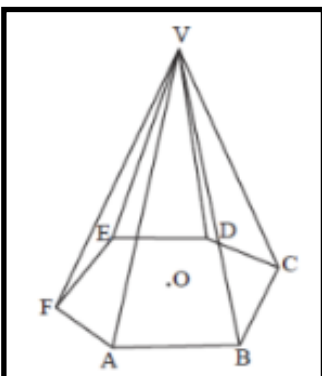
Welcome to A-Level Further Maths!

Please click on the Further Mathematics picture below to access your summer coursework.

Enjoy the work over the summer and we look forward to seeing you in September!

$$x = \frac{-b \pm \sqrt{b^2 - 4ac}}{2a}$$

## Further Mathematics



[Return to contents](#)

# Geography

Welcome to A-Level Geography!

Please click on the Geography Prep Work picture below to access your summer coursework.

Enjoy the work over the summer and we look forward to seeing you in September!



## **A LEVEL GEOGRAPHY: SUMMER PREP WORK**

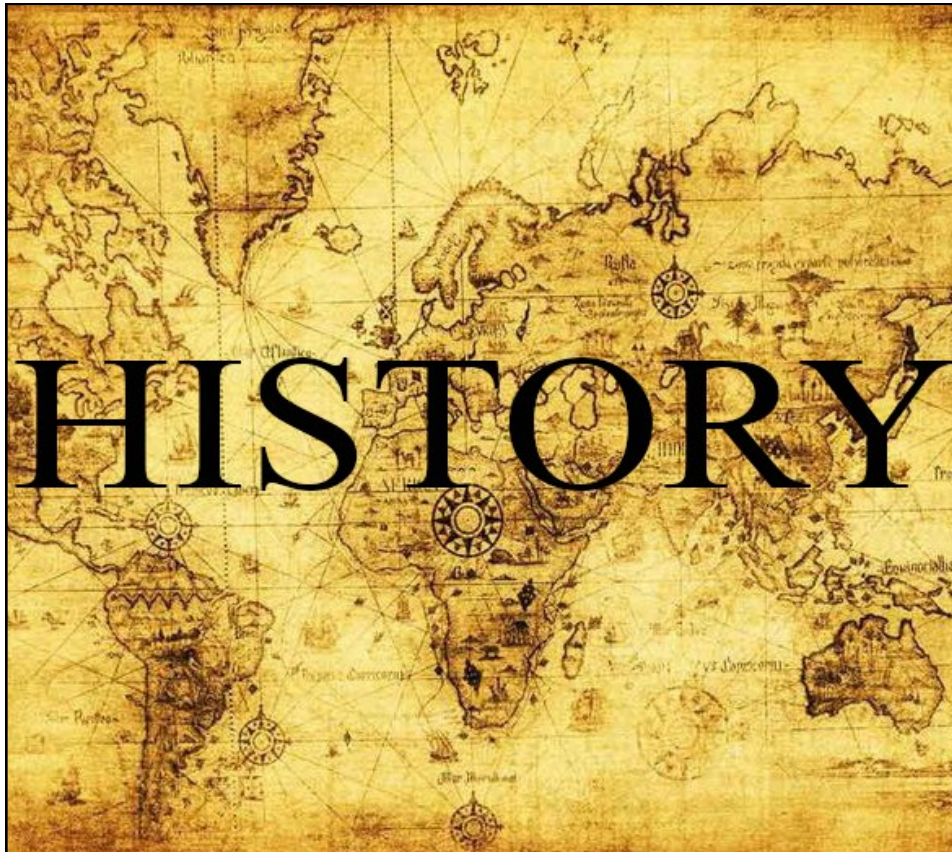


[Return to contents](#)


# History

Welcome to A-Level History!

Please click on the History title picture below to access your summer coursework.



All of your resources to complete the work can be found by clicking on the picture of Catherine the Great, just below:



Enjoy the work over the summer and we look forward to seeing you in September!


[Return to contents](#)

# Maths

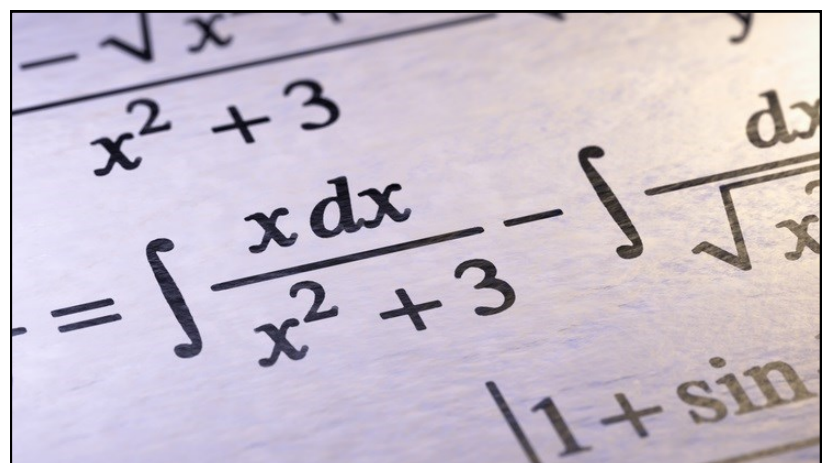
Welcome to A-Level Maths!

Please click on the image below to access your summer coursework.

Enjoy the work over the summer and we look forward to seeing you in September!



THERE IS NO  
ELEVATOR  
TO SUCCESS.  
YOU HAVE TO  
TAKE THE  
STAIRS



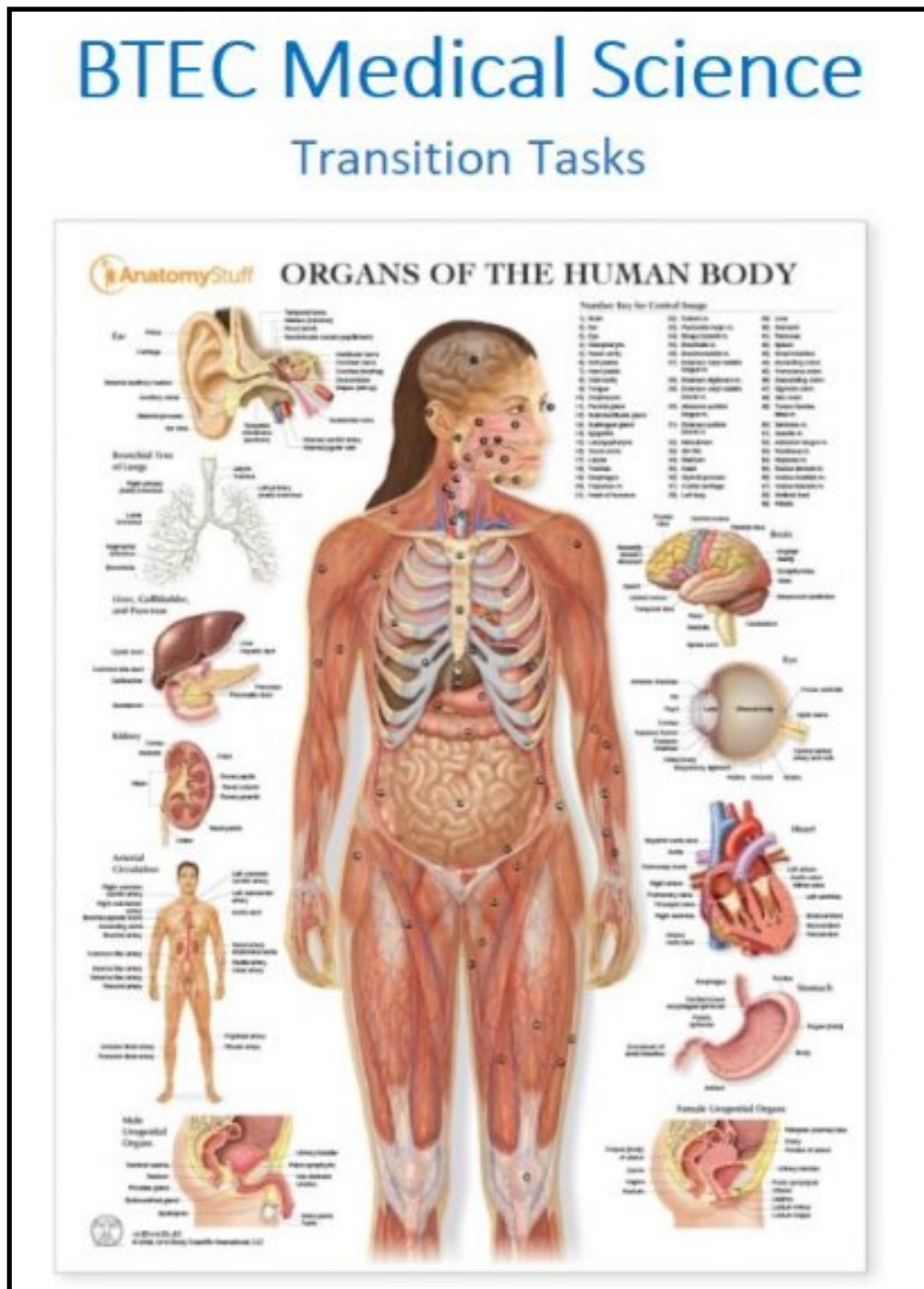
[Return to contents](#)

# Medical Science

Welcome to Medical Science AAQ!

Please click on the Transition Tasks image below to access your summer coursework.

Enjoy the work over the summer and we look forward to seeing you in September!



[Return to contents](#)

# Physical Education

Congratulations on completing your GCSE studies. We wish you all the best with your results and hope that you have done yourselves proud.

To ensure you are ready to begin studying A Level PE here at Furze Platt, we ask that you please complete the following work:

## Increase your sporting knowledge

Watch a full, professional match, of three of the following sports (you may choose the three but please choose the 3 that you have less knowledge of): basketball, hockey, tennis, badminton or cricket. Make notes on what makes these sports significant e.g. *tactics implemented, sport specific skills and where they would lie on the skill continuums, sport specific feedback used, skills that are transferable to other sports.*

## NEA preparation

Gather footage. Film yourself performing in your sport. You should film a continuous piece of footage e.g. *30 minutes of football, one race in athletics, one full gymnastics routine.* The camera should be focused on you.

Research. What is meant by the following phases of skill performance: preparation, execution, recovery. You must be able to explain each phase, articulate the difference between them and begin to consider the importance of each stage to skill performance.

Technical Analysis.

Review your footage and identify two skills to analyse.

Take screenshots of your performance of those skills.

Find elite examples of those skills being performed.

For each skill, complete analysis of your performance in the three researched phases.

Compare your performance in the three phases to the elite performance.

A short example of what is expected can be found [here](#).

All of your work should be handed by **Wednesday 9<sup>th</sup> September** for checking. This work will also be marked by your teacher and a grade will be awarded. This will be the first grade reported home.

[Return to contents](#)

# Physics

Well done on choosing A-level Physics! Each picture below is hyperlinked to the correct document—just click on each one to access it.

## Task 1

Head Start to Physics extracts: Read through each page and make brief notes on lined paper, outlining the key points. Then complete the questions at the bottom of each page, and mark using the answers at the end of the document. Each section should take no more than 20-30 minutes, although you will want to focus more on the trickier topics. Make sure you split it up into sections over the summer to avoid leaving until the last minute. Some of the work is from GCSE, but it is important you know the basics first!

## Task 2

Physics handbook: Read through the book, website, and Youtube recommendations to aid your understanding of what will be taught in A-level physics. Then complete the brief questions in the middle of the booklet

## Task 3


Purchase two folders or binders to keep all your work safe, and place the work completed here ready for next term. You will also need to make sure you have a scientific calculator, as well as other equipment from GCSE.



Name: \_\_\_\_\_

Class: \_\_\_\_\_

Physics A Level  
Handbook  
2025-2027



## Head Start to A-Level Physics

A-Level Physics is a **big step up** from GCSE... no doubt about that. But don't worry — this CGP book has been lovingly made to help you **hit the ground running** at the start of your A-Level (or AS-Level) course.

It recaps everything you'll need to remember from GCSE, and introduces some of the crucial concepts you'll meet at A-Level. For every topic, there are **crystal-clear study notes** and plenty of **practice questions** to test your skills.

[Return to contents](#)

# Politics

Welcome to A-Level Politics!

Please click on the Politics title picture below to access your summer coursework.



All of your resources to complete the work can be found by clicking on the picture of the Houses of Parliament just below:



Enjoy the work over the summer and we look forward to seeing you in September!

[Return to contents](#)

# Product Design

You will be designing a chair in the first term of Year 12. [This task](#) asks you to research how chairs can be functional, aesthetic, and user-focused.

## Task 1—Research a famous chair

Research a Famous Chair. Choose one iconic chair design from the list:

- Eames Lounge Chair
- Panton Chair
- Wassily Chair
- Zig-Zag Chair
- Barcelona Chair
- Ercol Windsor Chair
- IKEA Poäng
- Aeron Chair

Create a research page for your chosen chair design. Talk about materials, innovation, user, and manufacturing. Include 1–2 annotated images or sketches.

## Task 2—Observe the everyday

Take photos or sketch 3 very different chairs you see this summer. For each chair, answer:

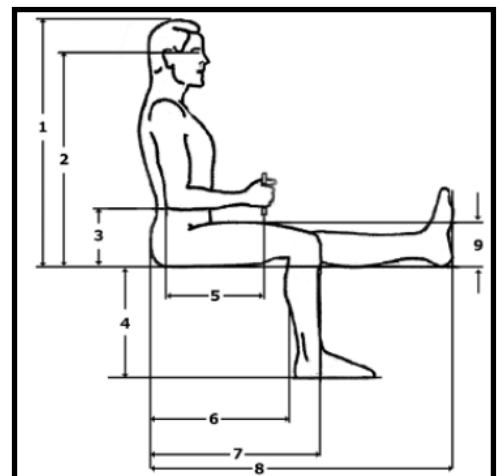
- Who is it designed for?
- What makes it comfortable or uncomfortable?
- What materials are used?
- What could be improved?

## Task 3—Ergonomics and Anthropometrics

Research and answer the following bullet points. Include a diagram showing human measurements related to sitting.

- What do 'anthropometrics' and 'ergonomics' mean in design?
- How are they used when designing a chair?
- What are 3 key body measurements needed?

Your presentation form may be typed or handwritten and should be up to 4 A4 pages (photos, sketches, diagrams allowed). Be ready to share your findings in a group discussion.



# Psychology


Welcome to Psychology!

Please click on the image below to access your summer coursework.



To complete this work, please click on the Cognitive Approach link, below and download your own Bridging Homework booklet. This should be completed as part of your summer work.

Enjoy the work over the summer and we look forward to seeing you in September!



**Create a practical study of any element of memory -**  
**COGNITIVE APPROACH**

[Return to contents](#)

# Religious Studies

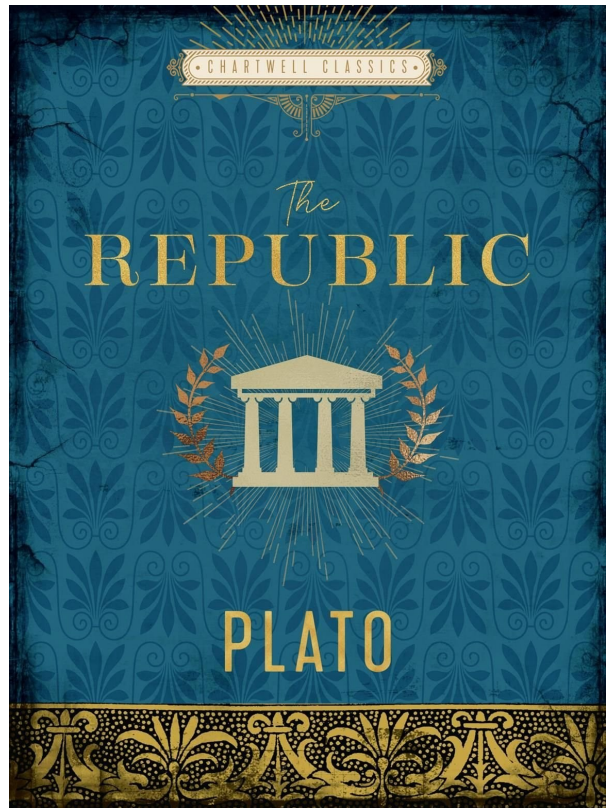
## Task 1—Context of a Scholar

Create a biographical profile or fact file about Plato, including:

- A brief history of his life and context
- Key terms associated with Plato e.g. dualist
- Other interesting information.

## Task 2—Reading and note-taking (worth exploring [Cornell notes as a study skill](#))

Read ‘An introduction to Plato’s Republic’ by Julia Annas (the picture on the right is hyperlinked). Make notes on what Plato’s Republic is about.



## Task 3—Notes from a video

Ted Ed talk about the [Allegory of the Cave](#) (if you are struggling to access this link, the URL is here: <https://www.youtube.com/watch?v=IRWOpQXTItA&t=8s>)

## Task 4—Podcast notes to develop understanding

[Panpsycast podcast](#) Listen to the podcast (it’s on spotify, itunes etc.) and make notes.

## Task 5—Essay skills

Title: ‘Plato’s allegory of the cave is successful in explaining the nature of reality.’ Discuss. (40 marks)

AO1 (knowledge and understanding) is 16 marks.

AO2 (evaluation and analysis) is 24 marks.

Introduction: Explain what the allegory is, and how it links to the nature of reality. What will your conclusion state?

Main body: 3-4 paragraphs that explores the strengths and weaknesses of his allegory and how well it explains the nature of reality. Structure could be: Point, Explain, Evaluate, Link.

Conclusion: What is the judgement? And why?

# Spanish

Welcome to A-Level Spanish!

Please click on the picture to the right to access your summer coursework.



## Task 1: Film analysis and summary

Watch the film '*A cambio de nada*' online (available on Netflix) or find a film summary as an alternative. Write your own summary and analysis of the key messages and themes of the film in Spanish, following each heading within the linked transition document. Aim for 100-500 words.

## Task 2: Independent Research Project (IRP)

Research an area of interest relating to the Spanish-speaking world. Find out about the origins/context/controversies of your topic and write a 'to what extent' question to form the basis of your research. Finally, prepare a bullet point list (one side of A4 minimum) on your chosen topic and include sources you have researched (these can be in English or Spanish).

## Task 3: Comprehension and grammar

Watch the short video and answer the comprehension questions on the Coronavirus pandemic from 2020. Then complete the two A4 pages on essential grammar and tenses required for the transition from GCSE to A Level Spanish.

## Task 4: Articles for each A Level unit – super curriculum reading

Find and read an article in English or Spanish related to each unit of study (units 1-12). Write a summary sentence about each article in Spanish to accompany your linked URL.

## Task 5: Translation practice

Read the contextual paragraph and then translate the second paragraph into English on the topic of how family life in Spain has changed over the years.

## Task 6: A Level folder organisation and resources

Purchase our Spanish textbook to bring to each lesson. Consider two revision guides to support your literature and film components of the course.

[Textbook](#)

[Como agua para chocolate](#)

[Volver](#)

Finally, organise a lever arch folder with dividers for each section of the A Level course (x12 units, film, literature, IRP).

[Return to contents](#)

# Sport BTEC

Welcome to BTEC Sport Studies. This course will give you the tools you need to access clients or friends and write a training programme for them to pursue whichever sport or activity they choose.

You should open, download and then create your own copy of the below.

Please work your way through the activities:

[\(1\) Physical Activity Log.docx](#) You should begin this immediately as it will need to be filled in daily for 2 weeks. Please log all physical activity you take part in and be specific if you went to the gym, filling out what exercises, weights and reps and sets.

[\(2\) Food diary.docx](#) As above please begin this as soon as you can so that you are not trying to remember back to days from weeks ago. Be honest and do not hide what you eat. Fill this out with non-judgement so you can best assess the strengths and weaknesses of your current habits.

[\(3\) Curriculum vitae.docx](#) Once you have received your GCSE exam results, create curriculum vitae, which is a document that helps you show off your skills, experiences, and achievements to potential employers. This is part of your Y12 coursework, so the more detail you go into now, the better position you will be later in the year.

[\(4\) Skills Audit.doc](#) This will be used in your coursework and the harder you work now the less you need to do later. It will be interesting for you to demonstrate what you know about your own capabilities in a working environment. You may need to look up some phrases or words but think deeply about what you are good or bad at. (1 is low, 5 if high). In the notes section to the right, simply write where you feel you have acquired or refined those skills. For example “this is due to my experience in public speaking in drama where I....”

All of your work should be handed by **Wednesday 9<sup>th</sup> September** for checking. This work will also be marked by your teacher and a grade will be awarded. This will be the first grade reported home.

Mr Djaelani

[Return to contents](#)

# FP

