

Year 12

Prepare to succeed

10TH SEPTEMBER 2025

Year 12 Parent Information Evening

Mr Ging and Mrs Kalinowski

Welcome!

- Welcome back to all parents and carers of previous Furze Platt students.
- An extra special welcome to students and parents new to Furze Platt.
- Welcome to the Year 12 Success in the Sixth Form Information Event.

Objectives of this presentation

- This presentation is designed to give you important information on how to help your child:
 - Make a successful transition from GCSE to A-Level/BTEC
 - Succeed in Sixth Form over the next 2 years
- As well as:
 - Some helpful reminders about Sixth Form processes and procedures

The Sixth Form team



Mr Colmer
Assistant Head of Sixth
Form, Head of Year 13



Mr Ging
Head of Sixth Form,



Mrs Kalinowski
Assistant Head of Sixth
Form, Head of Year 12



Mrs Pasa
Sixth Form Manager



Mrs Wilson
Sixth Form
Administrator



Mrs Beale
Study Supervisor
Manager and Coach



Mrs Jennings
Sixth Form Learning
Mentor

Welcome to the Sixth Form: a passport to...??

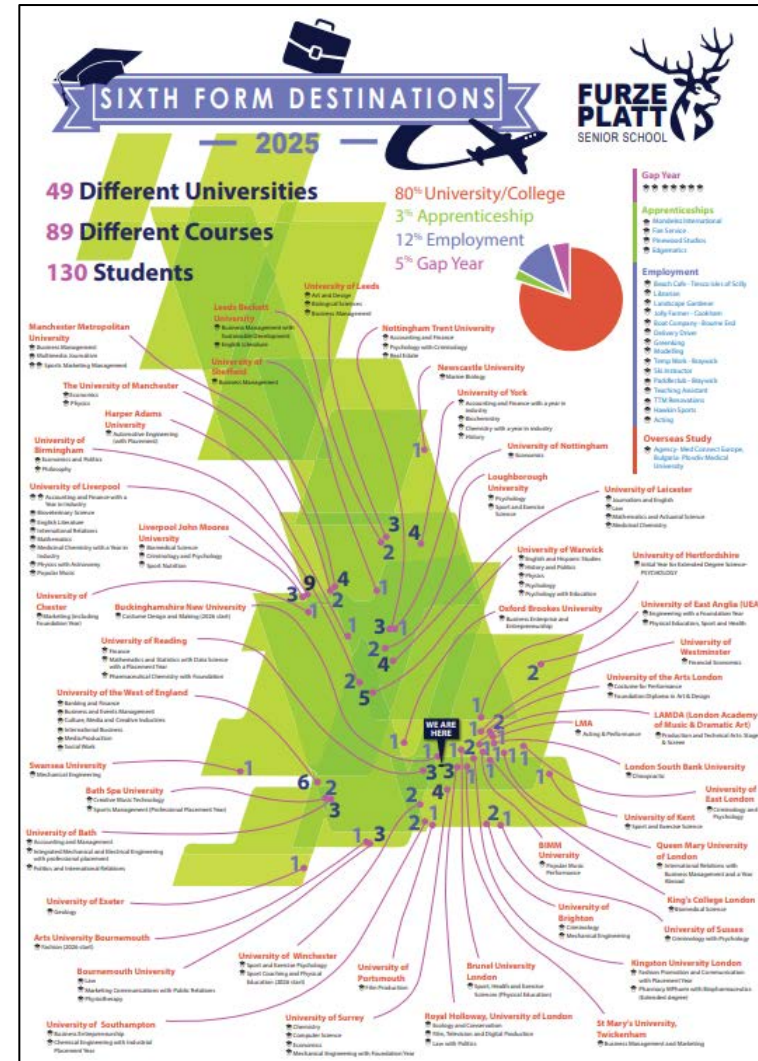


Results Day



Destinations

- Loads of unis!
 - Liverpool!
 - Newcastle
 - Southampton
 - King's College, London
 - Manchester
 - Warwick
 - Madrid and Bulgaria
- Some great apprenticeships
 - Mondelez
 - Pinewood
 - Edgematics Data solutions
- And some other brilliant stuff!:
 - Greene King
 - Ski instruction
 - Acting



Results / ethos




**THERE'S ONLY
ONE SOUVENIR
I WANT FROM
PARIS.**

LI NA Just Do It. 2016

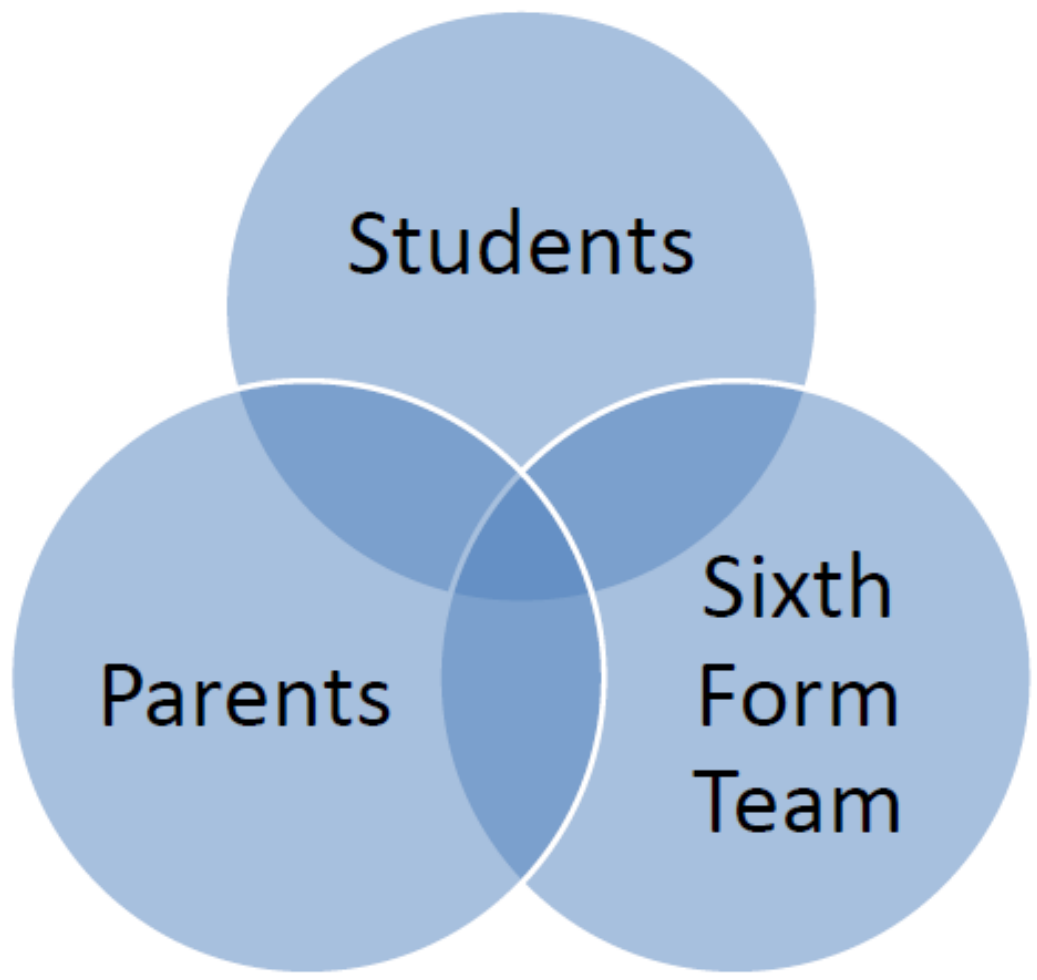



**IF YOU DON'T
WANT
TO WIN,
YOU'VE
ALREADY LOST.**

GIANNIS Just Do It. ANTETOKOUNMPO



The three-way partnership





Admin and procedures

Sixth Form culture

- **Attend** all lessons **punctually** and have an **ACHIEVE** growth mind-set
- Commit to being an **outstanding** learner. **Give 100%, 100% of the time**
- Effectively manage relationships in a **mature, respectful** and **intelligent** manner
- Demonstrate a **proactive** approach, accepting **responsibility** for your own learning
- **Contributing meaningfully** to the Sixth Form Community and being **proactive** in the wider life of our Sixth Form
- Consistently maintain a **positive** attitude to learning grade Good or better (1 or 2) for all my subjects
- To dress **smartly**, meeting the Sixth Form Uniform
- To **always** wear your student ID badge
- **Respect** and look after the Sixth Form block
- Take personal **responsibility** to regularly check school emails.
- Attend all compulsory visits and events scheduled in the Sixth Form.

Attendance and Absence

- You will have received a Parent Mail with link to download the app or register (<https://studybugs.com/about/parents>)
- The school will use Studybugs to communicate all things attendance related, celebrating improvements, notifying you if your child is late to school.
- This is where you will also upload absence, appointments and anything impacted your attendance at school.

Attendance and Punctuality

The school day starts with tutor time at 8:45 for Year 12 and 13 students. Students must be at their tutor bases by 8:40. We recommend them being on site by 8.30am!

Students may leave site at break time only – they must sign in and out using Microsoft forms.

Students must attend all formal registered timetabled lessons, including:

- All subject lessons
- Tutor time
- Supervised study
- REC
- PSHE

If they are feeling poorly, they need to see Mrs Pasa and the school nurse.

Attendance and Punctuality

- 96% is our minimum expectation for Sixth Form attendance, although students should aim for 100%.







Tutor time- Using resources

- Tutors will be in touch with students regularly with helpful resources and support tips to help with:

- University and apprenticeship application.
- Careers guidance
- Learning support
- Revision assistance
- Super curricular information



SAMPLE SUBSCRIBER CONTENT

 <p>Online Videos & Resources <i>What do subscribers say?</i></p> <hr/> <p>ONLINE RESOURCES - WHAT DO SUBSCRIBERS SAY?</p> <p>Subscribers, who attended the National Heads of Sixth Form Conference in London, review what they like about the subscription materials.</p> <p style="text-align: center;">✔ Free</p> <p style="text-align: center;">MORE DETAILS</p>	 <p>Video guides to</p> <ul style="list-style-type: none"> • Teach study skills • Teach revision skills • Prepare for examinations <hr/> <p>WHAT DO OUR SUBSCRIPTION MATERIALS (30+ VIDEOS AND 200+ RESOURCES) COVER?</p> <p>Video (3 mins 20 sec) watch this video to find out more about our subscription content.</p> <p style="text-align: center;">✔ Free</p> <p style="text-align: center;">MORE DETAILS</p>	 <hr/> <p>EXAMPLE RESOURCES - EMPLOYABILITY SKILLS: THE BENEFITS OF EXTRA-CURRICULAR INVOLVEMENT</p> <p>200+ tutorial materials provided for subscribers. Tutors receive an access code for your centre to download materials and play the videos. It's as simple as that.</p> <p style="text-align: center;">✔ Free</p> <p style="text-align: center;">MORE DETAILS</p>	 <hr/> <p>EXAMPLE VIDEO - 'PUTTING IN THE HOURS'</p> <p>Video (3 mins 43 secs) Putting in the hours. 30+ more videos to use in tutorial time and assemblies when you subscribe.</p> <p style="text-align: center;">✔ Free</p> <p style="text-align: center;">MORE DETAILS</p>
--	--	--	---


Using resources - Tutor time

GROW Model


G	R	O	W
GOAL	REALITY	OPTIONS	WILL
<p>DEFINE WHERE YOU WANT TO GET TO</p> <p>What do you want to achieve?</p> <p>What does your goal look like, specifically?</p> <p>How would you define your goal?</p>	<p>AGREE PARAMETERS OF YOUR SITUATION</p> <p>What is happening right now?</p> <p>How will your situation impact your goal?</p> <p>What resources are available to you?</p>	<p>EXPLORE OPTIONS AVAILABLE TO YOU</p> <p>What options are available to you?</p> <p>How might these options play out?</p> <p>How would you rank your options?</p>	<p>COMMIT TO A PATH FORWARDS</p> <p>How committed are you to your goal?</p> <p>What are the first steps forwards?</p> <p>What might get in your way?</p>

Tutor contact

Form tutor	Email address	Form tutor	Email address
6RAA - Mr Anderson	Randolph.anderson@furzeplatt.net	6HAS – Miss Smith	Hannah.smith@furzeplatt.net
6CLB - Mrs Beale/Miss Stirling	Claire.beale@furzeplatt.net Lisa.stirling@furzeplatt.net	6HWC – Mr Curnow/Mrs McElligott	Huw.curnow@furzeplatt.net Katie.mcelligott@furzeplatt.net
6LAH – Mrs Hawkins/Mrs Purewal	Lynn.hawkins@furzeplatt.net Mundeep.purewal@Furzeplatt.net	6MAW – Mr Williams	Matthew.williams@furzeplatt.net
6LDK – Mrs De Klerk	Lydia.deklerk@furzeplatt.net	6HPH - Mr Hayward	Harrie.hayward@furzeplatt.net
6SO - Mrs Owen/Mr Savage	Sue.owen@furzeplatt.net Alan.savage@furzeplatt.net	6GSB - Mr Bahra	Gurjeet.bahra@furzeplatt.net
6JPW - Mrs Wright	Jayne.wright@furzeplatt.net		



Making the leap – GCSE to post-16



Using resources - Independent Study

Week One		Monday	Tuesday	Wednesday	Thursday	Friday
	Before school					
	9.15-10.15	Blue	Green	Blue		Blue
	10.15-11.15		Green	Blue		
	Break 1					
	11.45-12.45	Grey	Green	Grey	Blue	Yellow
	12.45-13.45		Yellow		Green	Yellow
	Break 2					
	14.15-15.15	Yellow		Black	Green	
	16.00-17.00					
	17.00-18.00					
	19.30-20.30					
	20.30-21.30					
Week Two		Monday	Tuesday	Wednesday	Thursday	Friday
	Before school					
	9.15-10.15		Green		Yellow	Blue
	10.15-11.15	Grey	Green	Grey	Yellow	
	Break 1		Green			
	11.45-12.45	Blue		Yellow	Grey	
	12.45-13.45	Yellow		Blue	Green	
	Break 2					
	14.15-15.15			Black	Green	Yellow
	16.00-17.00					
	17.00-18.00					
	19.30-20.30					
	20.30-21.30					


50hrs of timetabled time per fortnight.
 27hrs of taught lessons per fortnight.
 2hrs of Rec.

Students therefore have:
 21hrs of study time available in the day.
 +
 40hrs of additional potential study time between 4pm and 9.30pm.
 +
 18hrs of additional potential study time on the weekend.

= 87hrs available to complete 40hrs of home + independent study.







The Sixth Form 'journey'



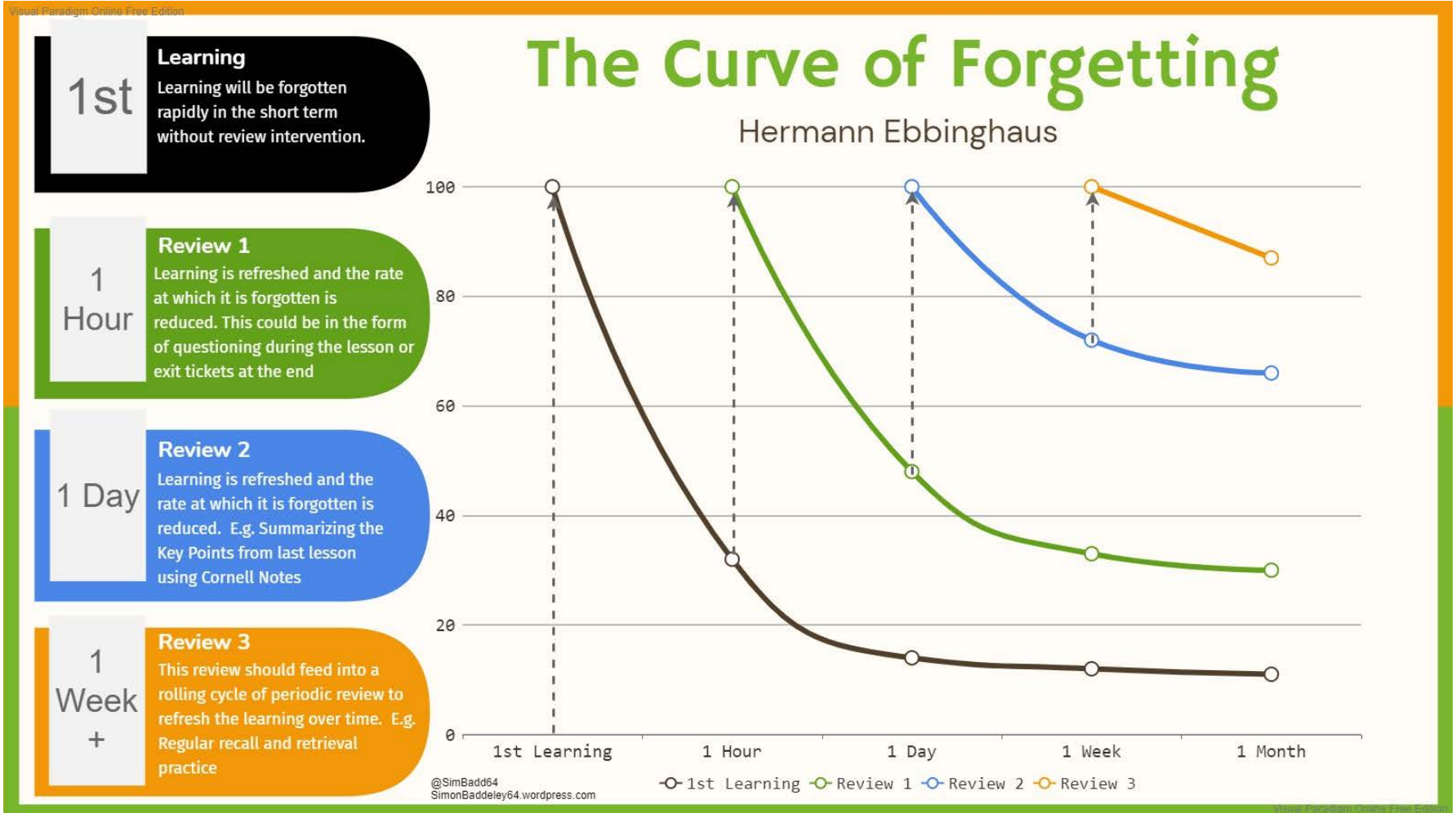
Interleaving – space your revision out



Space out and interleave topics



Our memory



The Pomodoro technique – make the best use of your time!

THE **POMODORO** TECHNIQUE

①



Decide on the Task That You Need to Do

②



Set the Timer to 25 Minutes

③



Work on the Task Until the Timer Rings

④

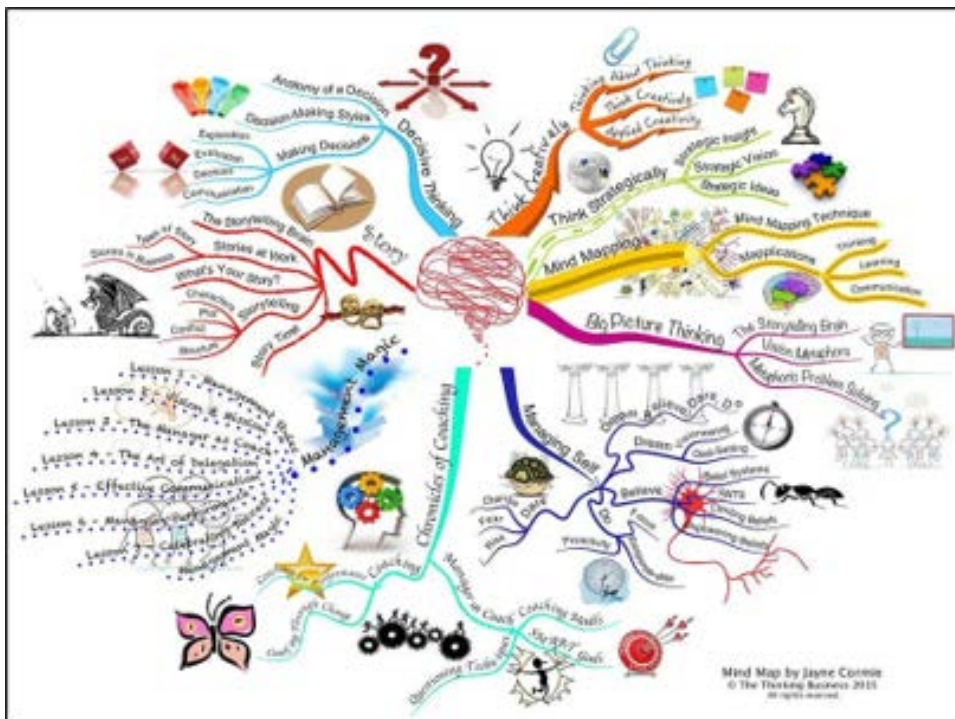


Take a Short 5 Minute Break



After 4 Cycles Take a 15-30 Minute Break

Making effective notes



ABOUT

The **Cornell** note-taking method was devised in the 1940's by Dr Walter Pauk, at Cornell University.

- ✓ Efficient method of taking notes
- ✓ Encourages reflection
- ✓ Makes an effective study guide for revision and exam preparation

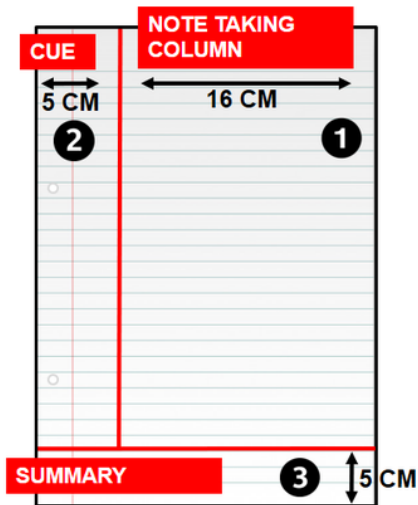
HOW

Divide an A4 page into the three sections as shown.

You can use different dimensions for each section if you prefer

Each section has a specific purpose:

- 1 RECORD
- 2 QUESTIONS
- 3 REVIEW



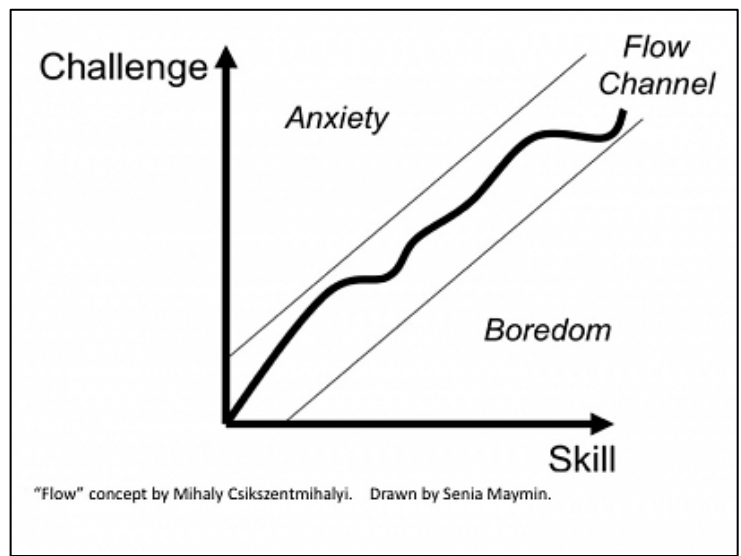


- 1 Write your notes in this section **during the lesson**
 - Use **any format** you like to record these notes (for example, mind-mapping)
 - Record only the **important information** (don't write in full sentences)
 - Focus on **ideas** rather than the actual words

- 2 This section is for **recall**.
 - Do not write** in this section **during the lesson**
 - The cue section is created **when you review your notes**.
 - Do this **as soon as possible** after the lesson
 - Cues are **in the form of questions** that you can use the notes to answer.

- 3 A **summary** of the notes taken
 - It should be **concise** focusing on **key ideas** only
 - Written in **your own words**
 - NOTES + CUES + SUMMARY** should show how all ideas fit together

Stress and Flow

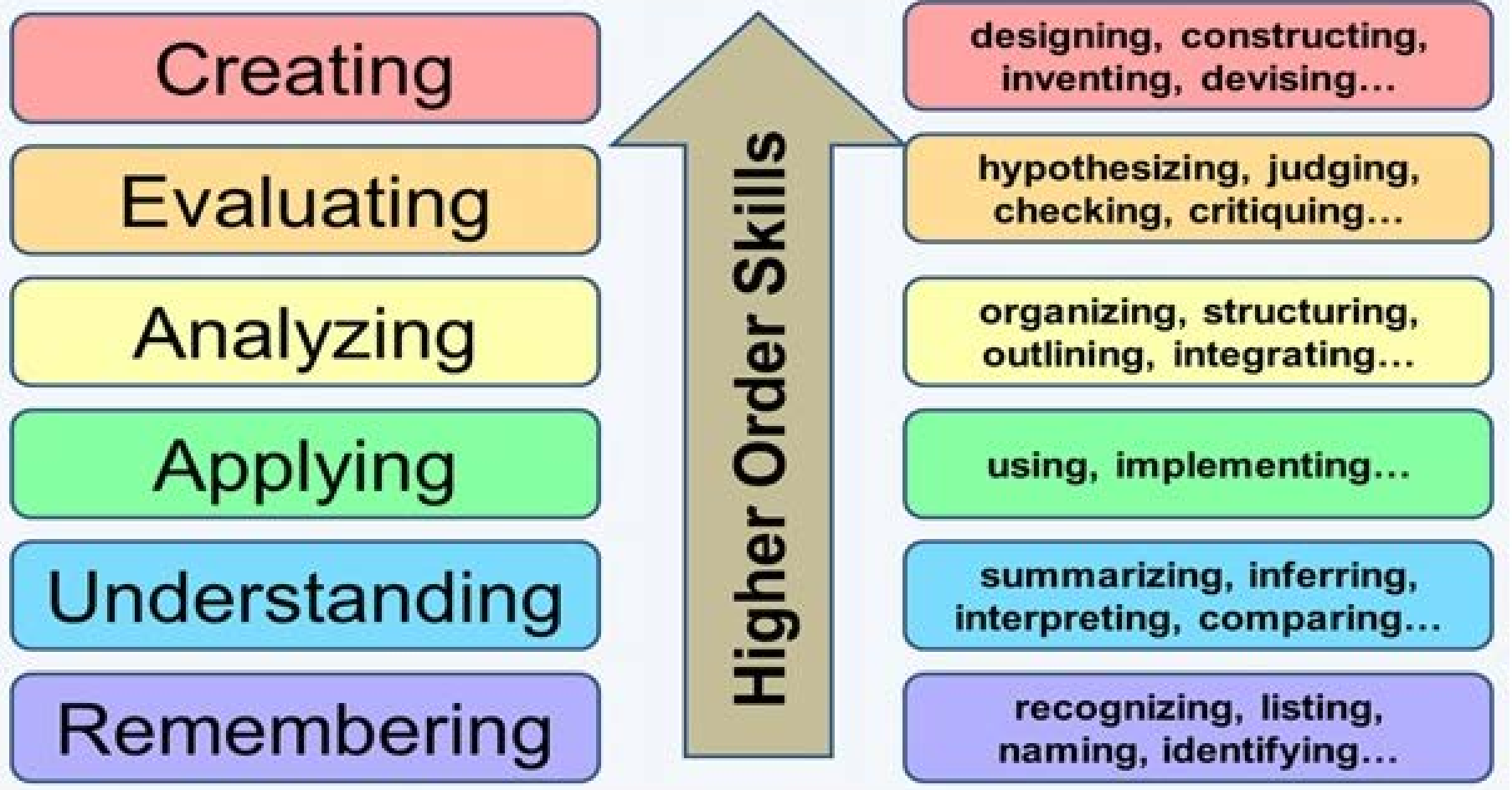


Growth mindsets

Fixed Mindset	Growth Mindset
Intelligence is static.	Intelligence can be developed.
Leads to a desire to <i>look smart</i> and therefore a tendency to	Leads to a desire to <i>learn</i> and therefore a tendency to
• avoid challenges	• embrace challenges
• give up easily due to obstacles	• persist despite obstacles
• see effort as fruitless	• see effort as path to mastery
• ignore useful feedback	• learn from criticism
• be threatened by others' success	• be inspired by others' success

- Angela Duckworth delivers an excellent TED talk on 'Grit' and the Growth Mindset, which you can find [here](#)
- This is a great example of the sort of material we recommend to students to help them make the transition in Sixth Form

Depth as well as breadth



Research into home support from PiXL


1. Help them set goals
2. Keep them active
3. Healthy eating
4. Time out
5. Sleep patterns
6. Unplugging
7. Staying cool & calm
8. Belief
9. Be supportive



Each day you can support your child to make choices which can impact how they perform during the next two years

Making a successful transition to Sixth Form (tips from previous students!)

- Independence and proactivity
- Organisation and time management
- Effective recording of learning and note making
- Resilience and grit – recognise things will be tough and stressful, and this is ok!
- Genuine academic engagement – wider reading and research. Depth over breadth.
- Beyond Sixth Form - extra curricular activities
- Understanding your grades (and using them!)
- Parents/carers are powerful sources of support (students in the room take note!)



Some final bits and pieces...

Measuring Progress & Pre-Public Exams (PPE)

- Summer work should now be completed and handed in – really useful indicator of starting point.
- Effort grades at the end of October.
- 5 Achievement & Effort grade Reports –
Oct (A2L only) / Nov / Jan / March / Jul
- **PPE Week – W/C 22nd June 2026**

Exam Access Arrangements

- Exam **Access Arrangements** (EAAs) are determined by the JCQ and their regulations specify support must be teacher evidence driven.
- Any student who had arrangements at GCSE, their support has now expired. The JCQ specify that new evidence is needed from teachers in Year 12.
- Any FPSS student who has continued into 6th form or for any new student who has declared EAA at registration will be eligible to trial their previous EAA, **excluding extra time**. This trial will continue throughout the Autumn term.

The process at Furze Platt

- Teachers consistently provide feedback to Learning Support with evidence to support access arrangements.
- Students use EAA in class, in assessment and in PPE, which is recorded to establish the 'normal way of working'.
- If the JCQ threshold is reached, students may be tested by our external assessor.
- Applications may be made to the JCQ to seek approval.
- If approval is granted by the JCQ, students/parents will be notified by letter.
- If students fail to use EAA during a trial or after an award, this will discount the 'normal way of working' and support arrangements will cease.

- All parents and carers will receive a letter from Mrs Budge, EAA Officer, shortly.

The 16-19 Bursary

- The 16 to 19 Bursary Fund is a government provided, means-tested fund, providing financial support to help students to overcome specific barriers to participation so they can remain in education and training.
- There are two types of Bursary details of which can be found under the [Bursary section of the Sixth Form website.](#)

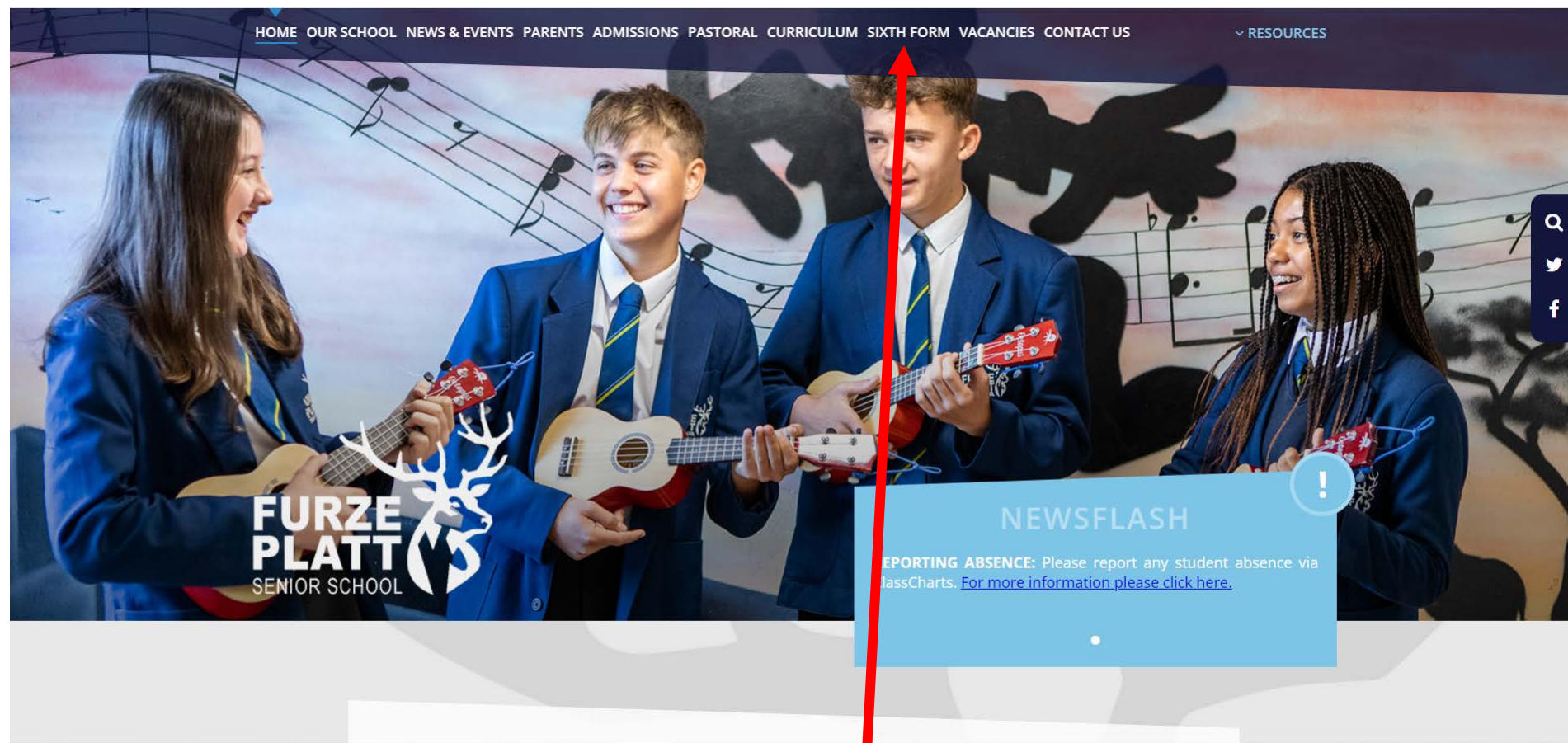
Work experience

- Students are expected to complete a week of work experience.

W/C 29th June 2026

- Further information will be available on this later in the year.
- Students can start researching now and reach out to companies.
- Tutors are more than happy to check emails of enquiry.

Useful Information



- All Sixth Form information can be found here.
- A copy of this presentation will be uploaded to the website under this tab shortly.

Parental clinics

- Mr Ging and I will be available to meet with parents each Wednesday afternoon between 3.30pm and 4.30pm
- We will be offering up to 30-minute appointments over the first half term for parents to drop in and ask any questions they may have
- If you would like an appointment time, please email sixthform.admin@furzeplatt.net and we will respond with a time slot for a Wednesday afternoon

Thank you for listening!

- Thank you for reading and listening to this Success in the Sixth Form presentation
- We hope this has been informative for you
- Should you have any further questions, do contact your child's form tutor and they will be only too happy to help
- All that remains is for us to say how much we are looking forward to supporting your child through their post-16 journey and that we look forward to working with you over the next two years!