

**FURZE  
PLATT**  
SENIOR SCHOOL



# PREPARING TO SUCCEED

In Year 11

AMBITIOUS

COLLABORATIVE

HAPPY

INTEGRITY

ENDURANCE

VERSATILITY

EXCELLENCE

# Introductions



**Mr Jones (HoP)**



**Mrs Feather (RA Manager)**



**Mr J Dollery (AHT)**

# Mrs Barney – Pastoral Manager Year 11



# Year 11 Tutor Team

11.1	<b>11AND</b>	<i>Mrs Dixon + Mr Wellard-Jeffs</i>	ML4
11.2	<b>11CRB</b>	<i>Mr Brandt</i>	H3
11.3	<b>11ACG</b>	<i>Mr Cruz + Dr Graham</i>	ML5
11.4	<b>11DMS</b>	<i>Ms Sharp + Ms Aspinwall</i>	Gen3
11.5	<b>11DNB</b>	<i>Mr Brown</i>	M1
11.6	<b>11LED</b>	<i>Ms Dowell</i>	P2
11.7	<b>11VOJ</b>	<i>Ms James</i>	IT1
11.8	<b>11SVJ</b>	<i>Mrs Jacobs</i>	TE1
11.9	<b>11SVR</b>	<i>Mrs Ramanathan</i>	M3

# Half of the way there...

1. Maths GCSE
2. English Language GCSE and English Literature GCSE
3. Either Double or Triple Science GCSEs
4. Four other GCSEs

**In Year 10..**      A year's teaching  
Non-Exam Assessments in a few subjects

**Now Year 11**      ..Another year's teaching  
Non-Exam Assessments in a few subjects  
Pre-Public Examinations (PPEs) in November 2025  
Maths and English PPEs intermittently throughout the year (First day 1st Oct)  
Examinations - 7<sup>th</sup> May – 19<sup>th</sup> June.

# Term Dates

## **AUTUMN 2025**

### **Term 1 (40 days)**

INSET DAY:

Monday 1<sup>st</sup> September 2025

INSET DAY:

Tuesday 2<sup>nd</sup> September 2025

Term starts on:

Wednesday 3<sup>rd</sup> September 2025 (Years 7 and 12)

Thursday 4<sup>th</sup> September 2025 (Whole School)

INSET DAY:

Friday 3<sup>rd</sup> October 2025 (tbc)

Term ends on:

Friday 24<sup>th</sup> October 2025

October Holiday:

Monday 27<sup>th</sup> to Friday 31<sup>st</sup> October 2025

### **Term 2 (35 days)**

Term starts on:

Monday 3<sup>rd</sup> November 2025

Term ends on:

Friday 19<sup>th</sup> December 2025

Christmas Holiday:

Monday 22<sup>nd</sup> December 2025 to Friday 2<sup>nd</sup> January 2026

# Term Dates

## **SPRING 2026**

### **Term 3 (30 days)**

Term starts on:

Monday 5<sup>th</sup> January 2026

Term ends on:

Friday 13<sup>th</sup> February 2026

February Holiday:

Monday 16<sup>th</sup> to Friday 20<sup>th</sup> February 2026

### **Term 4 (25 days)**

Term starts on:

Monday 23<sup>rd</sup> February 2026

Term ends on:

Friday 27<sup>th</sup> March 2026

Spring Holiday:

Monday 30<sup>th</sup> March to Friday 10<sup>th</sup> April 2026

(Good Friday – 3<sup>rd</sup> April and Easter Monday – 6<sup>th</sup> April 2026)

# Term Dates

## **SUMMER 2026**

### **Term 5 (29 days)**

Term starts on:

Monday 13<sup>th</sup> April 2026

May Day Bank Holiday:

Monday 4<sup>th</sup> May 2026

Term ends on:

Friday 22<sup>nd</sup> May 2026

May Holiday:

Monday 25<sup>th</sup> to Friday 29<sup>th</sup> May 2026

### **Term 6 (36 days)**

Term starts on:


Monday 1<sup>st</sup> June 2026

Term ends on:

Friday 17<sup>th</sup> July 2026

INSET DAY:

Monday 20<sup>th</sup> July 2026 (Preparation for 2026-27)



# Pre-Public Examinations (PPE)

PPEs – 14th - 24th November 2025.

# English & Maths PPEs

## Yr11 English PPEs 2025-26

Date	No of Exams	Length(s)	Tiered Y or N	Content (revision tips)
Wed 01/10/25	1	1hr	N	Language Component 2A
Thurs 16/1/26	1	1hr	N	Poetry
Mon 17/3/26	1	1hr 45 mins	N	Language Component 1 full
Mon 17/4/26	1	2hrs 30 mins	N	Literature Component 2 full

## Yr11 Maths PPEs 2025-26

Date	No of Exams	Length(s)	Tiered Y or N	Content (revision tips)
Wed 01/10/25	1	1 hr 45 mins	Y	Non-Calculator
Thurs 16/1/26	1	2 hrs 15mins	Y	Calculator
Mon 17/3/26	1	2 hrs 15 mins	Y	Non-Calculator
Mon 17/4/26	1	2 hrs 15 mins	Y	Calculator
TBC	1	2 hr 15 mins	Y	Non-Calculator
TBC	1	2 hr 15 mins	Y	Calculator

# Why now?

Even at this stage, there are largely three different types of Year 11 student:

1. Hard-working, focused, organised, confident
2. Hard-working, anxious
3. Not yet hard working

**How you do in your GCSEs does make a difference.**

# Your exams are sooner than you think

- There are about 144 school days until exams start  
(Provisional)
- 29 weeks of term time, and 6 weeks of holiday

**When your exams are:**

**First exam date is 7<sup>th</sup> May and the last exam date is 19<sup>th</sup> June.**

**Furze Platt homepage / parents / exam information / Year 11**

**<http://www.furzeplatt.com/page/?title=Year+11&pid=151>**

# Expectations of KS4 Learners

- In addition to set home learning, students **MUST** always:
  - 1. Read through learning resources and fill in gaps in your notes (take pride in your exercise books!)
  - 2. Condense your notes into easily digestible format (Mind Maps / Cornell Method / Flash Cards etc.)
  - 3. Practice past paper exam questions
  - 4. Pre-read the next lesson topic and write down any questions you might have the lesson.

# In return ...



Opportunity to progress and achieve your potential. All achievements celebrated.



Respect for all your opinions and different ways of learning.

A positive and fair environment in the classroom which stimulates learning.

Timely feedback on your work. Constructive comments that will help you progress.

# In return ...



Respect for all your opinions and different ways of learning.

Opportunity to progress and achieve your potential. All achievements celebrated.



Timely feedback on your work. Constructive comments that will help you progress.



A positive and fair environment in the classroom which stimulates learning.

# Home/Independent Learning Expectations

<b>Subject</b>	<b>Key Stage 4</b>
<b>Art &amp; Design</b>	1 piece per week, averaging 90 minutes.
<b>Biology</b>	Separate – 1 piece per fortnight of 60 minutes. Combined – 1 piece per fortnight of 30-60 minutes.
<b>Business Retail</b>	Fortnightly.
<b>Business Studies</b>	Fortnightly.
<b>Chemistry</b>	Separate – 1 piece per fortnight of 60 minutes. Combined – 1 piece per fortnight of 30-60 minutes.
<b>Child Development</b>	1 piece per week, 60 minutes.
<b>Drama</b>	1 piece per week, 60 minutes.
<b>Engineering</b>	1 piece per week, averaging 90 minutes.
<b>English</b>	2 pieces per week of 30-60 minutes.
<b>Food &amp; Nutrition</b>	1 piece per week, averaging 90 minutes.
<b>Food Technology</b>	1 piece per week, averaging 90 minutes.
<b>French</b>	1 piece per week of 45-60 minutes.
<b>Geography</b>	1 piece per week of 30 minutes plus.

# Home/Independent Learning Expectations


<b>Subject</b>	<b>Key Stage 4</b>
<b>History</b>	Approximately 1 piece per week of 30-60 minutes.
<b>Maths</b>	1 piece per week of 60 minutes, always set on Mondays.
<b>Music</b>	1 piece per week, 60 minutes.
<b>Photography</b>	1 piece per week, averaging 90 minutes.
<b>Philosophy &amp; Religion</b>	Minimum of 1 per week of 60 minutes
<b>Physical Education</b>	Variable depending on practical or theory focus.
<b>Physics</b>	Separate – 1 piece per fortnight of 60 minutes. Combined – 1 piece per fortnight of 30-60 minutes.
<b>Spanish</b>	1 piece per week of 45-60 minutes.
<b>Textiles</b>	1 piece per week, averaging 90 minutes.
<b>Travel &amp; Tourism</b>	1 piece per week of 30 minutes plus.

# WHAT DO STUDENTS NEED TO KNOW?



# Attendance matters

## Attendance Triangle



Average Progress 8 score by % absence in Year 10 and 11  
Pupils in 2022 Key Stage 4 performance tables



20-25% of lessons missed means pupils scored  
1 whole grade lower on average

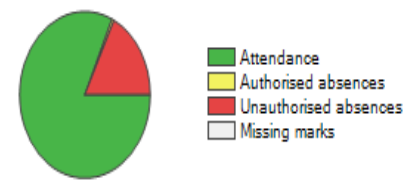
# Low Attendance

Cause for Concern - Attendance



## Year 11 Attendance

Possible sessions	346
Attendance	
Percentage	81.79%
Number of sessions	283
Of which lates	59
Authorised absences	2
Unauthorised absences	61



## Year 11 GCSE Results

Subject	Official Target	Actual GCSE Grade
English	4	2
Maths	6	4
Science	5/4	4/3
P.E.	5	3
Food and Nutrition	5	3
Construction	Pass	Pass
D of E	Pass (bronze)	Pass

# Attitude to Learning



Student

4

SLT Breaktime detention

10 Minute Personal Detention

Homework not completed

Late to lesson

Missing books, equipment or PE kit

SLT Afterschool 1 hour detention

Refusal to work

Eating in a lesson or chewing gum

Inappropriate language

HOD 1 hour detention

Repeatedly not following instructions

## Report

Requires Improvement - Effort & Concentration
Requires Improvement - Effort & Concentration
Cause for Concern - Behaviour
Cause for Concern - Effort & Concentration
Cause for Concern - Effort & Concentration
Cause for Concern - Home Learning
Requires Improvement - Effort & Concentration
Cause for Concern - Effort & Concentration

## Year 11 GCSE

Subject	Official Target	Actual GCSE Grade
English	4	1/2
Maths	4+	3
Science	4/4	3/3
Drama	5	3
History	4	1
German	4	2
Digital Media	C	U

# The Revision Process

1. Plan your revision timetable so you know what you will revise when. Most evenings, every weekend, most days in the holidays.
2. Make sure you know what content is required for each paper
3. Make sure you have all the notes. Condense that information – mind maps, cue cards, post it notes ...
4. Learn that information – read, cover, write, check
5. Practise past paper questions
6. Repeat steps 2-4 until you are fully confident.  
**Prioritise the things you got wrong or find hardest**

# Start by collecting all your information

- Do you know when your exams are?
  - Include PPEs and coursework
- Do you know where all your books for each subject are?
- Do you know where your assessment folders are?
- Do you need to sort out and organise them?
- Is there work that is missing? Copy it up or photocopy it.
- Do this **now**.

# What is revision?



# What to do now.....



- Revision timetables – do them, and use them
- Prioritise subjects
  - Insanity: doing the same thing over and over again and expecting different results
- Breaks – plan and plot them – nothing taxing
  - They help create new neurological connections
  - Too much will destroy them
- How to revise
  - Place them around your room and house (PE diet notes on fridge, etc)
  - Peer revision – play dates!
  - Parents can help
- Once you start, you'll find it's not insurmountable.....
  - Spend 50 times worrying about it = a portion of time to do it

# Effort – now and D-Day



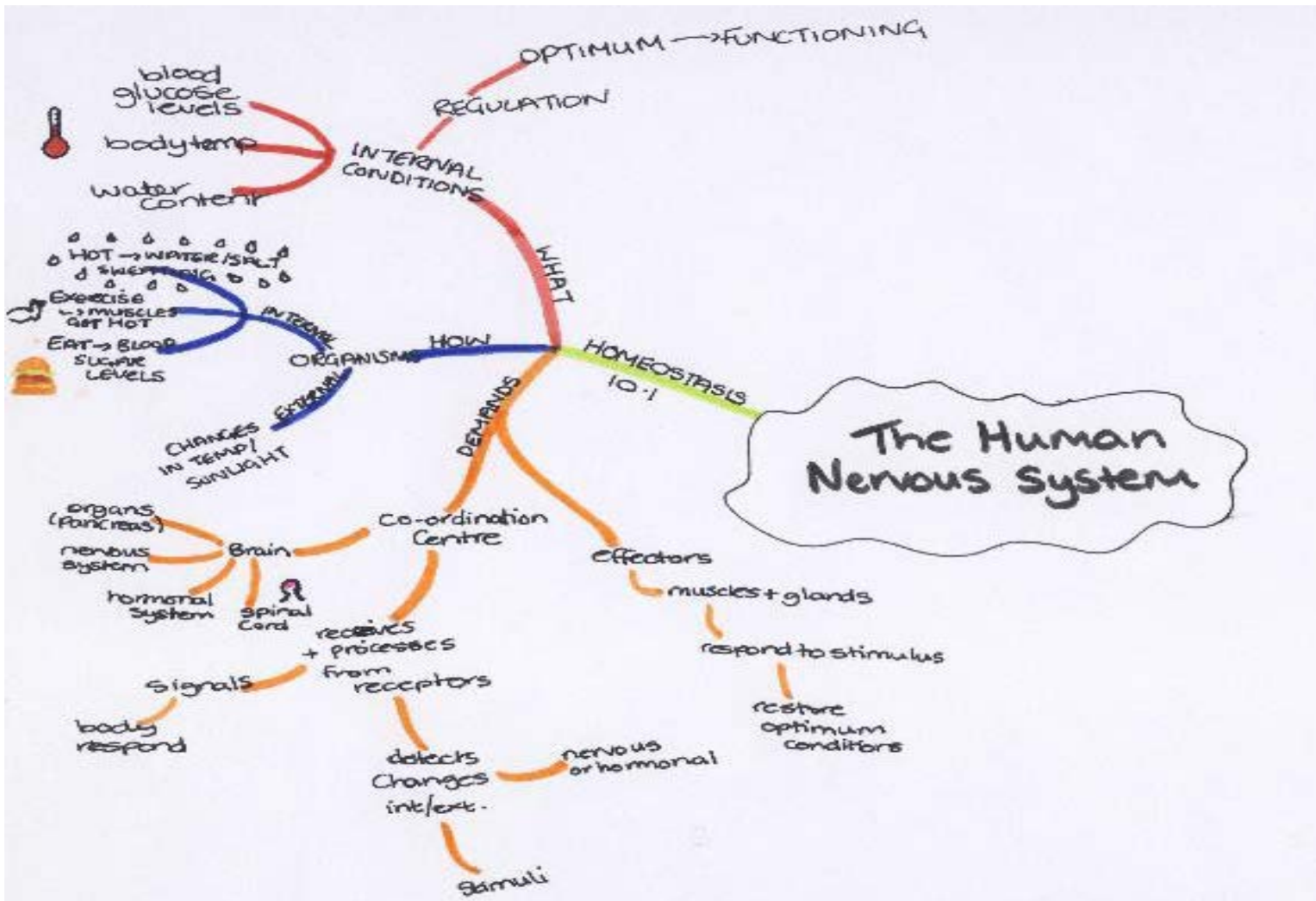
- Question
- If I asked you to give up 6 seconds out of this hour presentation, would that seem like a HUGE undertaking?

# Effort – now and D-Day

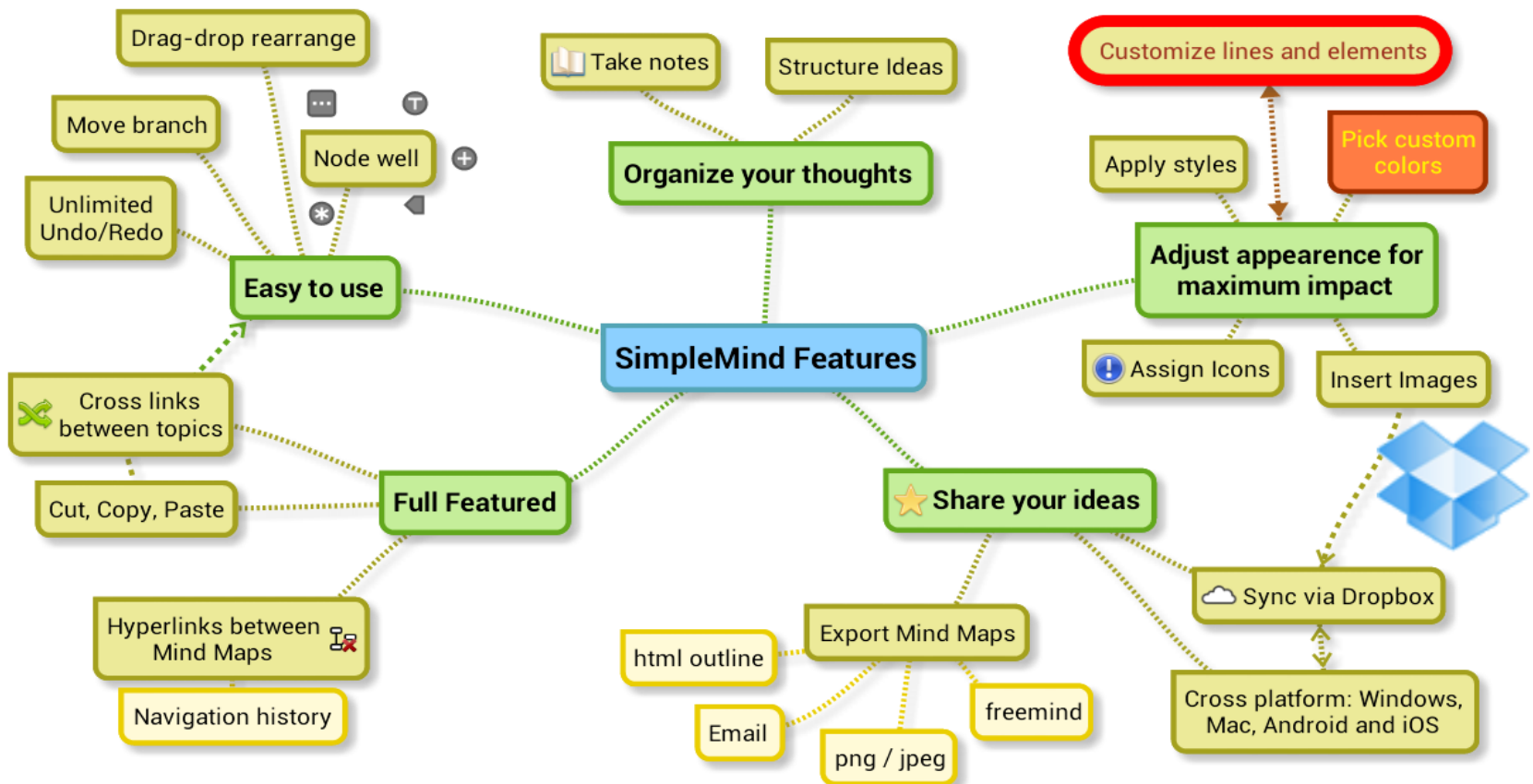


- Probably not
- If we said an hour represents an average life span, the equivalent of 6 seconds of that hour is the same time from now until the exams.
- SO??
  - To lose 6 seconds out of an hour **isn't a lot**
  - To lose some time to working and revision between now and May, **isn't a lot**
- **The minor loss will mean a massive gain**

# Mind Maps



# Mind Maps – on-line



*Simplemind mind-mapping app –  
for smart phones and tablets  
Paid version is better*



# Cue Cards

## Homeostasis

Organs cannot work properly if internal environment changing.

- Regulation
- Maintain optimum conditions

- Coordination
- Control
- Organisms detect changes=Temperature/Sunlight

Exercise= hot muscles  
Eat food= blood sugar levels UP  
Hot weather= Lose Water/Salt through sweat.

**Receptors-** Detect changes  
(Stimuli)

**Coordination Centre-** Process Info-  
Brain/Nervous System/Hormonal System/Spinal Cord/Pancreas

**Effectors- Muscles/Glands**  
Restore Conditions.

# Cycle of work

- Preparation (5 mins)
- Subject / topic (40-45 mins)
- Power break (5-10 mins)



Repeat this cycle **at least** 3 times in a day and you have the foundation of a solid revision schedule!

# Where to study



- A dedicated space without distractions
- Room to allow an organised spread!
- Immediate access to all materials needed during study periods
- A timer or clock in view
- Music & the myth of the Mozart Effect

# Where to study

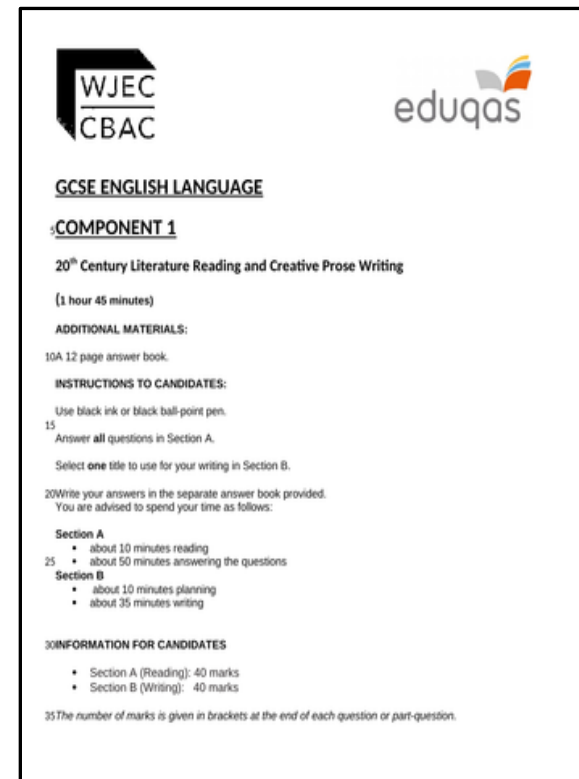


- Don't believe me?
- Either out-loud or in your head, start to say the alphabet backwards
- Zyx.....
- Not that easy after all



# Past papers

- Past papers, mark schemes and examiners' reports are available online from each exam board this will help
  - Increase familiarity
  - Give a variety of topics
  - Identify learning gaps
  - Reduce anxiety
- Use them to test yourself and gauge your progress



# How to use our revision site and revision guide

Students' revision information – from their **FP  
Online home page**

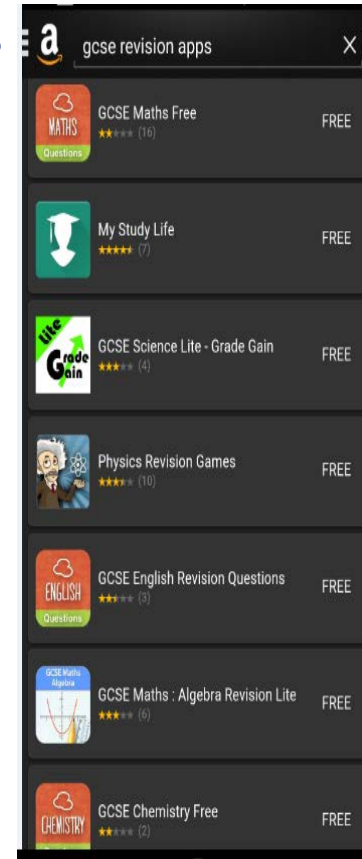
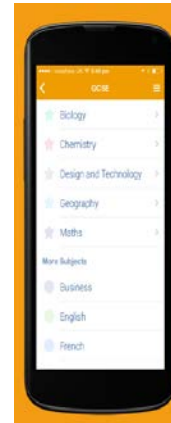
<https://sites.google.com/a/furzeplatt.com/year-11-revision-packs/home>

Our revision guide – find this under the **Parents /  
Useful Information** section from FP Online

<http://www.furzeplatt.com/site/data/files/documents/Tips%20and%20Revision%20Guidance%20-%20Furze%20Platt%20year11%20gcse.pdf?pid=37>

# For once, you *can* use your phone

- Quizlet (preferably quizzes set by teachers)
- Seneca Learning
- Gojimo
- Thumbsup Revision
- Khan academy - videos
- Podcasts – particularly useful for poems
  - [www.audiopi.co.uk](http://www.audiopi.co.uk)
- Past papers



- 1000s of “pods” either on computer/laptop or mobile
- Nearly every GCSE subject covered
- Each video less than 5 mins
- Questions to check understanding
- Will be used regularly as part of homework - assignments
- Boost playlists – create for strengths and weaknesses
- Teachers can use to identify gaps
- All Y11 students have the chance to log on
- **Results will improve grades**
- Re-use to learn or consolidate knowledge

The top GCSEPod user last year was the school's top performer (exceeding all of expected predicted grades)



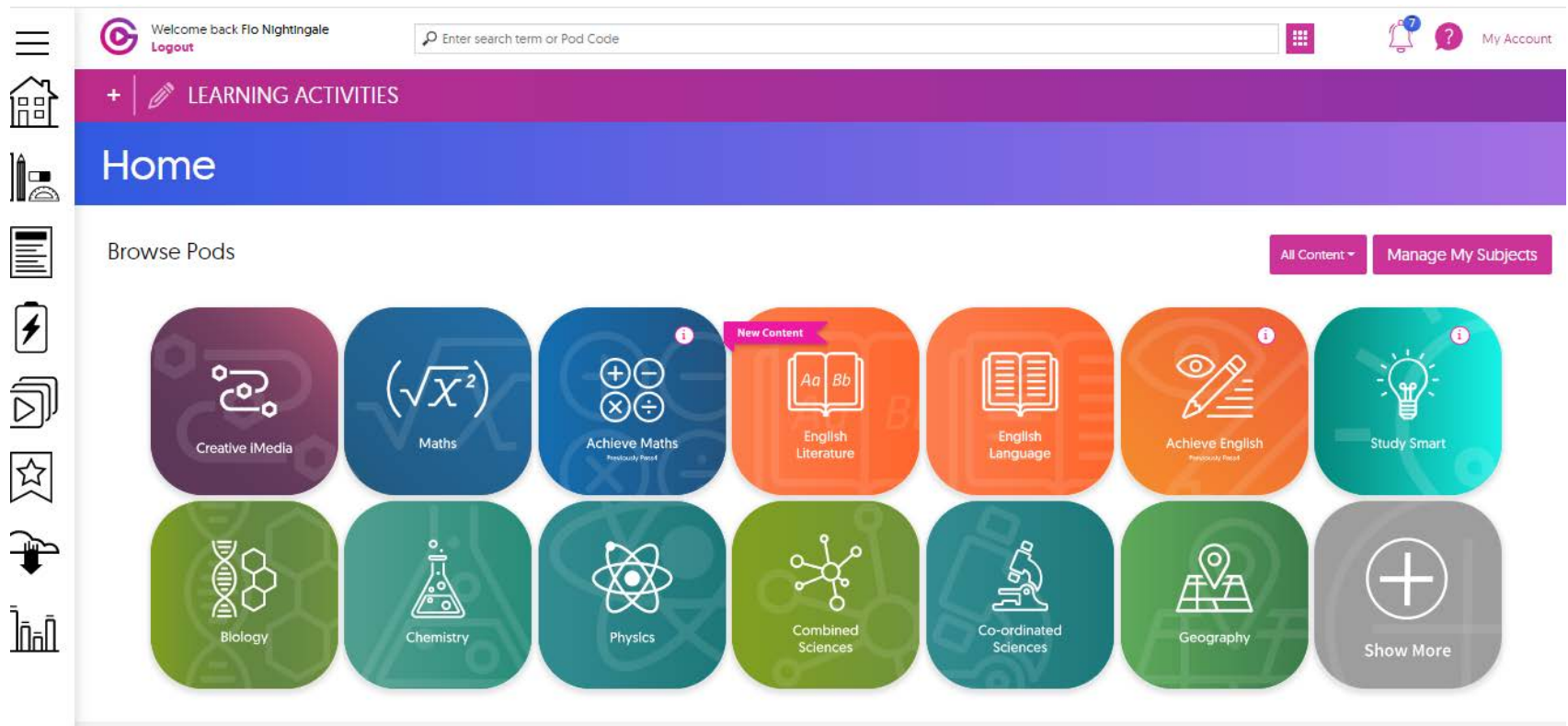
## JUST LAUNCHED

An exciting new  
e-learning platform  
to help with your GCSEs

Helping your grades soar!  
Log on now @ [www.GCSEPod.com](http://www.GCSEPod.com)



- Getting the best out of it.....



The screenshot shows the GCSE Pod website interface. At the top, there is a navigation bar with a hamburger menu on the left, a user greeting "Welcome back Flo Nightingale" with a "Logout" link, a search bar with the placeholder "Enter search term or Pod Code", and a "My Account" link with a notification bell icon. Below the navigation bar is a purple banner with a plus icon and the text "LEARNING ACTIVITIES". Underneath is a blue banner with the word "Home". The main content area is titled "Browse Pods" and features a grid of 14 colorful icons representing different subjects. The subjects are: Creative iMedia, Maths (with the equation  $\sqrt{x^2}$ ), Achieve Maths (with a "New Content" tag), English Literature (with an "Aa Bb" icon), English Language, Achieve English (with a "New Content" tag), Study Smart, Biology, Chemistry, Physics, Combined Sciences, Co-ordinated Sciences, Geography, and a "Show More" button with a plus sign. On the far left, there is a vertical sidebar with various icons for navigation.

- Achieve Maths

– Cementing the foundations – aiming for your best

Module 1: Fractions	Module 2: Ratio and Proportion	Module 3: Percentages	Module 4: Decimals
Module 5: Charts and Graphs	Module 6: Expressions and sequences	Module 7: Forming and solving equations	Module 8: Perimeter, Area and Volume
Module 9: Probability and Statistics	Module 10: Lengths and Angles	Module 11: Number	Module 12: Geometry

- Cementing Foundations - Language


Module 1: Reading for Understanding: Fiction	Module 2: Creative Writing	Module 3: Comprehension and Using Textual Detail	Module 4: Writer's Use of Language and Structure: Fiction
Module 5: Evaluating the Text	Module 6: Reading for Understanding: Nonfiction	Module 7: Transactional Writing	Module 8: Synthesis and Summary
Module 9: Writer's Use of Language and Structure: Nonfiction	Module 10: Comparing Texts	Module 11: Writing to Present a Viewpoint and Crafting Your Writing	Module 12: Language, Punctuation and Sentences

# Top Performer for GCSE results


"I used the platform multiple times a week for both refreshing and consolidating my knowledge of content along with also using it as a basis for flashcards and targeting areas to revise more - the questions 'check and challenge' function really helped with that. It was also really useful for giving an overview of books & poems in English which was great for pre-exam revision.""

# Turn on The Subtitles


- the brain places verbal and non-verbal information into two separate regions.
  - highlighted in a [study by the University of Southampton](#), and supported by the British Council, Paivio's dual-coding theory (1971)
- Using both audio and visual clues will code a word into both regions of the brain
- facilitate an increase in learners' understanding and retention of information.
- Post pandemic – more important than ever



# Still not sure?



# Playlists



MY PLAYLISTS

- Create your own
  - Red
  - Amber
  - Green

## My Playlists

Create Playlist Table Gallery



The screenshot shows three playlist cards in a grid. Each card has a thumbnail image, a title, and a duration with the number of PODs. Below the cards, the following information is visible:

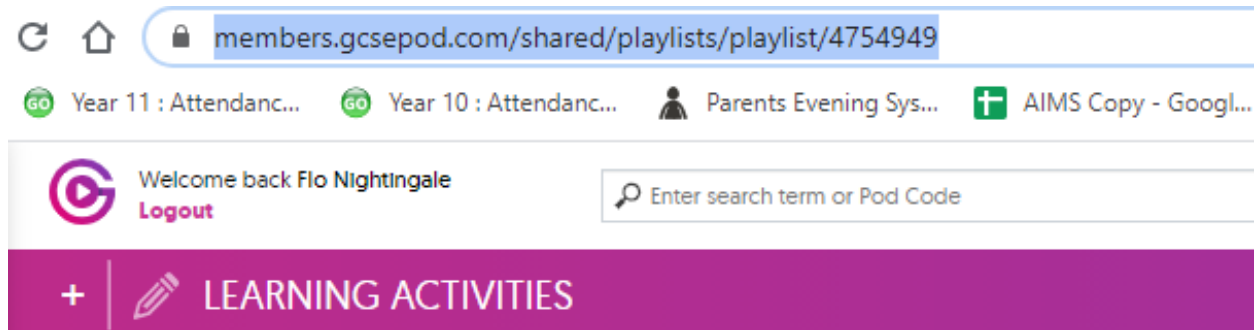
Playlist Name	Duration	PODs
Green	15:10	4
Red	42:60	9
Amber	92:47	23

- Add content you know you need to work on
- Do it – check it
  - Check and challenge
- Upgrade to Amber (check every 2-3 weeks)
- Upgrade to Green – keep topping it up Copy the link for your “red” playlist and share with your teacher(s)
- They can add PODs and send it back



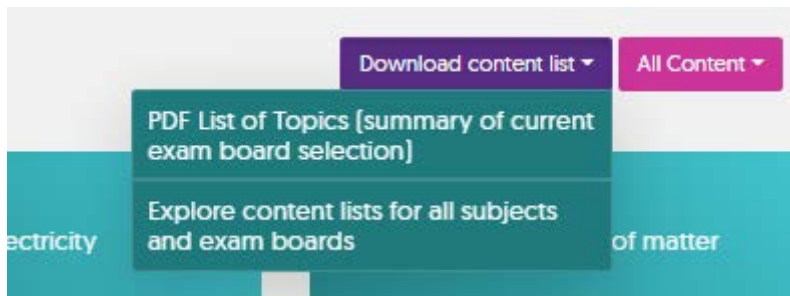
# There's more too

- Learning Activities
  - Generic and designed to suit many learning styles
- Copies available tonight



The screenshot shows a web browser address bar with the URL `members.gcsepod.com/shared/playlists/playlist/4754949`. Below the address bar, there are navigation links for "Year 11 : Attendanc...", "Year 10 : Attendanc...", "Parents Evening Sys...", and "AIMS Copy - Googl...". The main content area displays a user profile for "Flo Nightingale" with a "Logout" link and a search bar labeled "Enter search term or Pod Code". A prominent purple banner at the bottom of the page features a plus sign, a pencil icon, and the text "LEARNING ACTIVITIES".

# Download list of Topics



Every subject has one (set up to our exam boards)

Each topic shows POD number and extra features such as *Check & Challenge*

Use it to RAG and add to playlists

## Physics

### AQA

#### 4.1/Energy

4.1.1/Energy changes in a system, and the ways energy is stored before and after such changes (4)



4.1.2/Conservation and dissipation of energy (3)



#### Getting Ready for KS4 (GCSE)

Getting Ready for KS4 (GCSE) Physics (11)



#### 4.2/Electricity

4.2.1/Current, potential difference and resistance (10)



4.2.2/Series and parallel circuits (2)



4.2.3/Domestic uses and safety (6)



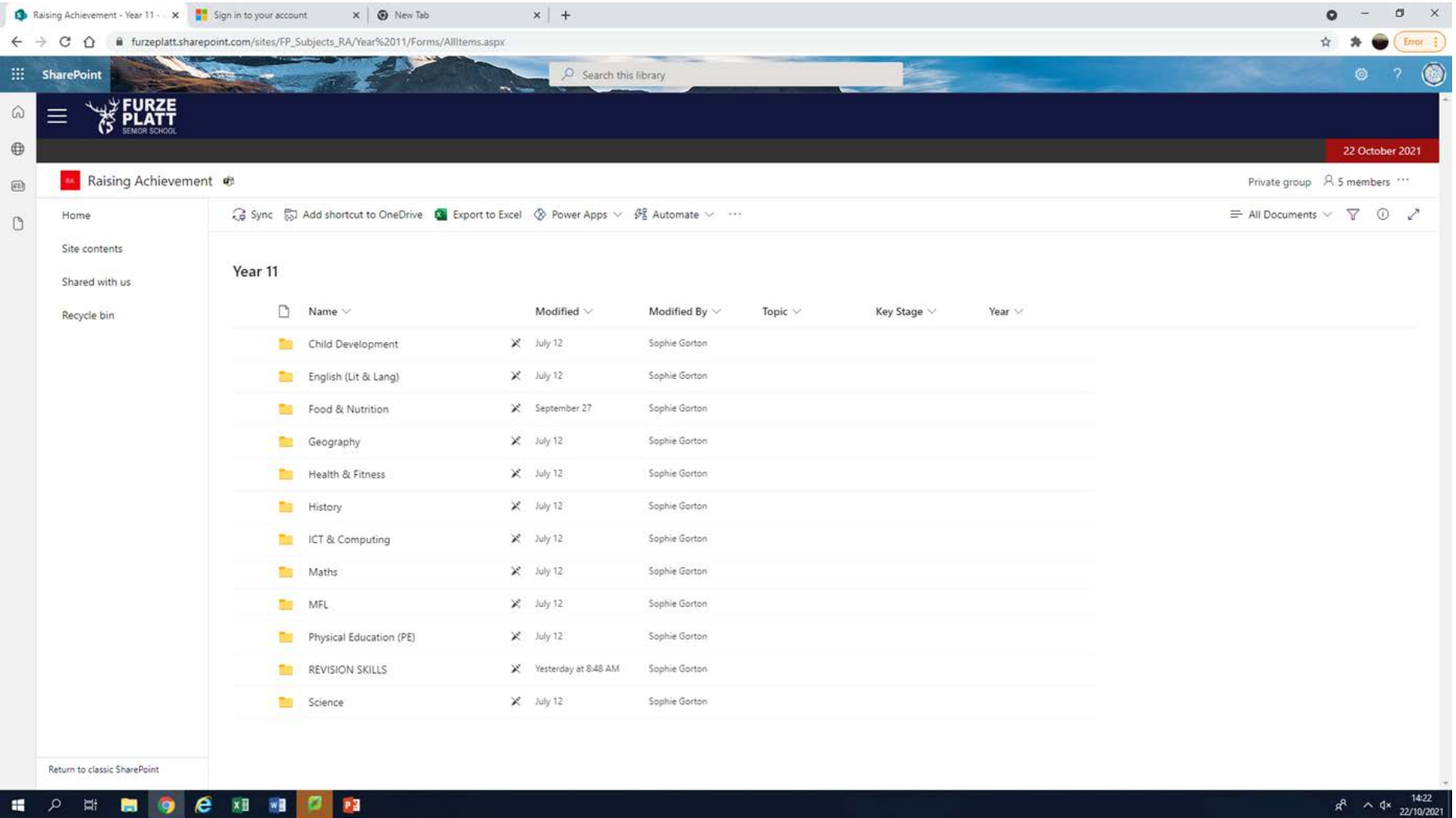
4.2.4/Energy transfers (4)



4.2.5/Static electricity (4)



# Explore FP Cloud



The screenshot shows a web browser window displaying a SharePoint site. The address bar shows the URL: furzeplatt.sharepoint.com/sites/FP\_Subjects\_RA/Year%2011/Forms/AllItems.aspx. The page title is "Raising Achievement - Year 11". The left sidebar contains navigation options: Home, Site contents, Shared with us, and Recycle bin. The main content area displays a list of folders for Year 11 subjects, with columns for Name, Modified, Modified By, Topic, Key Stage, and Year. The folders listed are: Child Development, English (Lit & Lang), Food & Nutrition, Geography, Health & Fitness, History, ICT & Computing, Maths, MFL, Physical Education (PE), REVISION SKILLS, and Science. The top right corner of the page shows the date "22 October 2021" and "Private group 5 members".

Name	Modified	Modified By	Topic	Key Stage	Year
Child Development	July 12	Sophie Gorton			
English (Lit & Lang)	July 12	Sophie Gorton			
Food & Nutrition	September 27	Sophie Gorton			
Geography	July 12	Sophie Gorton			
Health & Fitness	July 12	Sophie Gorton			
History	July 12	Sophie Gorton			
ICT & Computing	July 12	Sophie Gorton			
Maths	July 12	Sophie Gorton			
MFL	July 12	Sophie Gorton			
Physical Education (PE)	July 12	Sophie Gorton			
REVISION SKILLS	Yesterday at 8:48 AM	Sophie Gorton			
Science	July 12	Sophie Gorton			

# Click on: Core Information for Students

SharePoint Search this site

**FURZE PLATT SENIOR SCHOOL**

Information	Collaboration	My Subjects	Classes 2021-2022	My Links
<ul style="list-style-type: none"><li>FP Cloud homepage</li><li>OneDrive</li><li>FP Online</li><li>Furzeplatt.com</li><li>Staff Core Information</li><li>Staff Useful Information</li><li>Staff Training</li><li>Core information for students</li><li>CDB Training Portal</li></ul>	<ul style="list-style-type: none"><li>Staff chat and noticeboard</li></ul>	<ul style="list-style-type: none"><li>All Subjects</li><li>English</li><li>Raising Achievement</li></ul>	<ul style="list-style-type: none"><li>Class Dashboard</li><li>English 10f-En2 2021 FP</li><li>English 11f-En2 2021 FP</li></ul>	<ul style="list-style-type: none"><li><a href="#">Edit My Links</a></li><li>Evolve</li><li>GCSEPod</li></ul>

10 November 2021

Welcome to FP Cloud





## Core information for students

☆ Not following

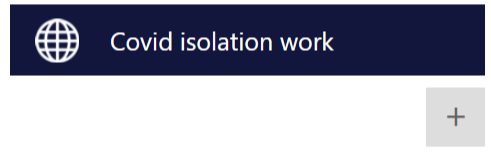
Home Documents Pages Site contents

### Quick Links




Two dark blue square tiles with folder icons and padlocks. The left tile is labeled 'Raising Achievement' and the right tile is labeled 'School Musical Matilda'. A yellow arrow points to the 'Raising Achievement' tile.

### Web Links



A dark blue rectangular tile with a globe icon and the text 'Covid isolation work'. A grey '+' button is located to the right of the tile.

### News



# Revision Skills folder

Core information for students - F x +

furzeplatt.sharepoint.com/sites/fp-coreinformationforstudents/Shared%20Documents/Forms/AllItems.aspx?csf=1&web=1&e=gLKwXL&cid=b7e9362f-b9e0-48ec-b126-76621c42f339&F...

FPSS Cloud My Onedrive Google Docs GC Go4Schools Microsoft Teams GCSEPod FPOne 3CX Webclient Mindmaps EVOLVE EduKit DrFrostMaths.com

SharePoint Search this library

FURZE PLATT SENIOR SCHOOL

14 December 2021

Core information for students ☆ Not following

Home Documents Pages Site contents

+ New Upload Share Copy link Sync Download Add shortcut to OneDrive Export to Excel Power Apps Uploading 1 item All Documents

Documents > Raising Achievement > Year 11 > REVISION SKILLS

Name	Modified	Modified By	Staff Category
How To Revise	A few seconds ago	Sophie Gorton	
Personal Learning Checklists (PLCs)	November 16	Sophie Gorton	
Preparing to Succeed Resources	November 11	Sophie Gorton	
Revision Conference	November 11	Sophie Gorton	
Revision Timetables	October 21	Sophie Gorton	
Revision Websites	October 21	Sophie Gorton	
Stages of Learning - Poster.docx	October 19	Sophie Gorton	

# Finally

- Time to get organised
- At your disposal
  - Tutors and 6<sup>th</sup> Formers
  - Teachers
  - Parents/Carers
  - Raising Achievement – we will be helping you ALL with revision skills/time management throughout Y11
  - Careers Advice (Miss Bubb)
  - Y11 tutor groups
- PPEs – a time for reflection
  - Use them to see where work is needed
  - Use them to see where work isn't needed (prioritise)
- School holidays
  - Take some time to start
  - A few hours here and there WILL make a difference



# Don't let this be you



# ACCESS ARRANGEMENTS



# Access Arrangements – what are they?

- Exam Access Arrangements (EAAs) are the reasonable adjustments that can be made for an exam candidate.
- There are very specific regulations set by the JCQ for the Exams Board which, as a school, we must adhere to.

# What are the main access arrangements?

- **Extra time**, for candidates who work very slowly
- **Rest breaks**, for poor concentration or extreme stress
- **Readers/Computer Readers**, for candidates who cannot read by themselves
- **Reading Aloud/Reading Pen**, for those who have reading difficulties and can concentrate better if they can hear themselves read
- **Scribes/Speech Recognition Technology**, for very poor or slow writers who cannot write by themselves
- **Word processors**, for candidates who use a WP in class
- **Prompters**, for candidates who lose concentration easily
- **Bilingual Dictionary**, for candidates who have English as an Additional Language

# The Access Arrangement process at Furze Platt

- All students have been screened using Exact, an online screening programme
- Students who have been identified by teachers AND who have a below average score in at least two tests have been taken forward for further testing by our external assessor
- When we have:
  - Test results
  - Teacher evidence
  - Evidence that the arrangement is the student's 'normal way of working' an application is made to JCQ online for confirmation of arrangements
- Parents are notified of their child's arrangements by letter
- Students are monitored for use of their arrangements. If they fail to use their arrangements it is not their 'normal way of working' and arrangements may be removed. Parents and the student will be consulted before this is done

Furze Platt Senior School must comply with the regulations in the JCQ Access Arrangements and Reasonable Adjustments handbook.

Failure to comply may constitute malpractice which could impact on the candidate's results.

# What evidence is accepted for access arrangements?

- All access arrangements are supported by teacher evidence and all year 11 applications must be submitted by 31<sup>st</sup> December.
- If you have any questions please do contact, our Senco's (Mrs Cook and Mrs Jack) or our Access Arrangements Officer (Mrs Budge).

# WHAT THE SCHOOL HAS – AND WILL PROVIDE



# School support

- Tutor-time Programme
- Revision guidance in lessons
- Extra support for 70+ students through Raising Achievement
- How to Revise and produce PLCs will be delivered in tutor time
- VESPA
- ELEVATE
- Revision timetables and “how to revise” sessions delivered by Raising Achievement in PSHE lessons.
- Targeted after school revision sessions in most subjects
- Dedicated revision website
- Revision programme during exams

# THE BIG DAY(S)



# On the day

1. Be in school by 8:30am for morning exams
2. Be ready for afternoon exams by 1pm
3. Be in full uniform
4. Most, but not all, exams in the Sports Hall – check!

# What to bring

## Bring

Clear pencil case

Pen (black)

Spare pen (black)

Highlighter

Pencil / rubber / ruler etc

Water bottle

## Don't bring

Tippex

Gadgets

Smart Watches

# INFORMATION FOR PARENTS



# How will I know how my child is doing?

Term 1	<p><b>Meet the Tutor Evening – 15th October 2025</b></p> <p>Academic Report - 20<sup>th</sup> October 2025</p> <p><b>Parents' Evening - 23<sup>rd</sup> October 2025</b></p>
Term 2	<p>PPE Results Day – 9th December 2025</p> <p>Academic Report 16<sup>th</sup> December 2025</p>
Term 3	<p>Academic Report - 12<sup>th</sup> February 2026</p>
Term 4	<p>Academic Report - 26<sup>th</sup> March 2026</p>

# GCSE Grading System

- GCSEs now have the new grading system
- 9 grades (vs 8 in the old system)
- More grades at the top end, fewer at the lower end
- **“5” is the new “C”**

New grading structure	Current grading structure
9	A*
8	A
7	A
6	B
5	B
4	C
3	D
2	E
1	F
1	G
U	U

**GOOD PASS (DfE)**  
5 and above = top of C and above

**AWARDING**  
4 and above = bottom of C and above

# Reporting System

**End of Year Challenge Target** – This is the minimum grade that we think your child should be able to achieve by the end of each year. Depending on the progress being made by your child, we may move this grade up or down during the course in order to provide the most appropriate level of challenge.

**Working At** – This is the grade that best reflects the current work of your child. If they sat the exam now this is what we think they would get.

**Projected Grade** - This is the grade that we think your child should be able to achieve in their actual GCSE if they work to the best of their ability. Depending on the progress being made by your child, we may move this grade up or down during the course in order to provide the most appropriate level of challenge.

**PPE** – This is the grade your child has achieved in their ‘Pre-Public Examinations’ (Mock Exams), based upon the exam board grade boundaries

# A2L – Classwork & Engagement

## Approach to Learning – Classwork & Engagement

1 – Always meets expectations

2 – Almost always meets expectations

3 – Meets most expectations

4 – Sometimes fails to meet expectations

5 – Often fails to meet expectations

Furze Platt students are expected to display:

- Excellent attitude and **ambition**, by always trying their best.
- Work **collaboratively** and effectively with others.
- **Happy** and **versatile** approach to learning.
- Sustained learning through **endurance**.
- Unwavering **integrity**.
- High levels of motivation.

# A2L – Conduct & Attitude

## Approach to Learning – Conduct and Attitude

1 – Always meets expectations

2 – Almost always meets expectations

3 – Meets most expectations

4 – Sometimes fails to meet expectations

5 – Often fails to meet expectations

Furze Platt students are expected to:

- Be punctual to lessons.
- Follow the uniform policy and have a smart appearance.
- Arrive at lessons with all the required equipment.
- Ensure they are ready to learn.
- Be respectful towards all staff, students and guests.
- Be safe in their actions and choices.

# A2L – Home & Independent Learning

## Approach to Learning – Home & Independent Learning

1 – Always meets expectations

2 – Almost always meets expectations

3 – Meets most expectations

4 – Sometimes fails to meet expectations

5 – Often fails to meet expectations

Furze Platt students are expected to:

- Submit home learning on time.
- Complete homework to the best of their ability.
- Be organised with coursework and projects.
- Read around and research their subjects.
- Demonstrate evidence of independent learning (such as extra notes or through insight shown in lessons).

# Supporting your child

## How you can support your child

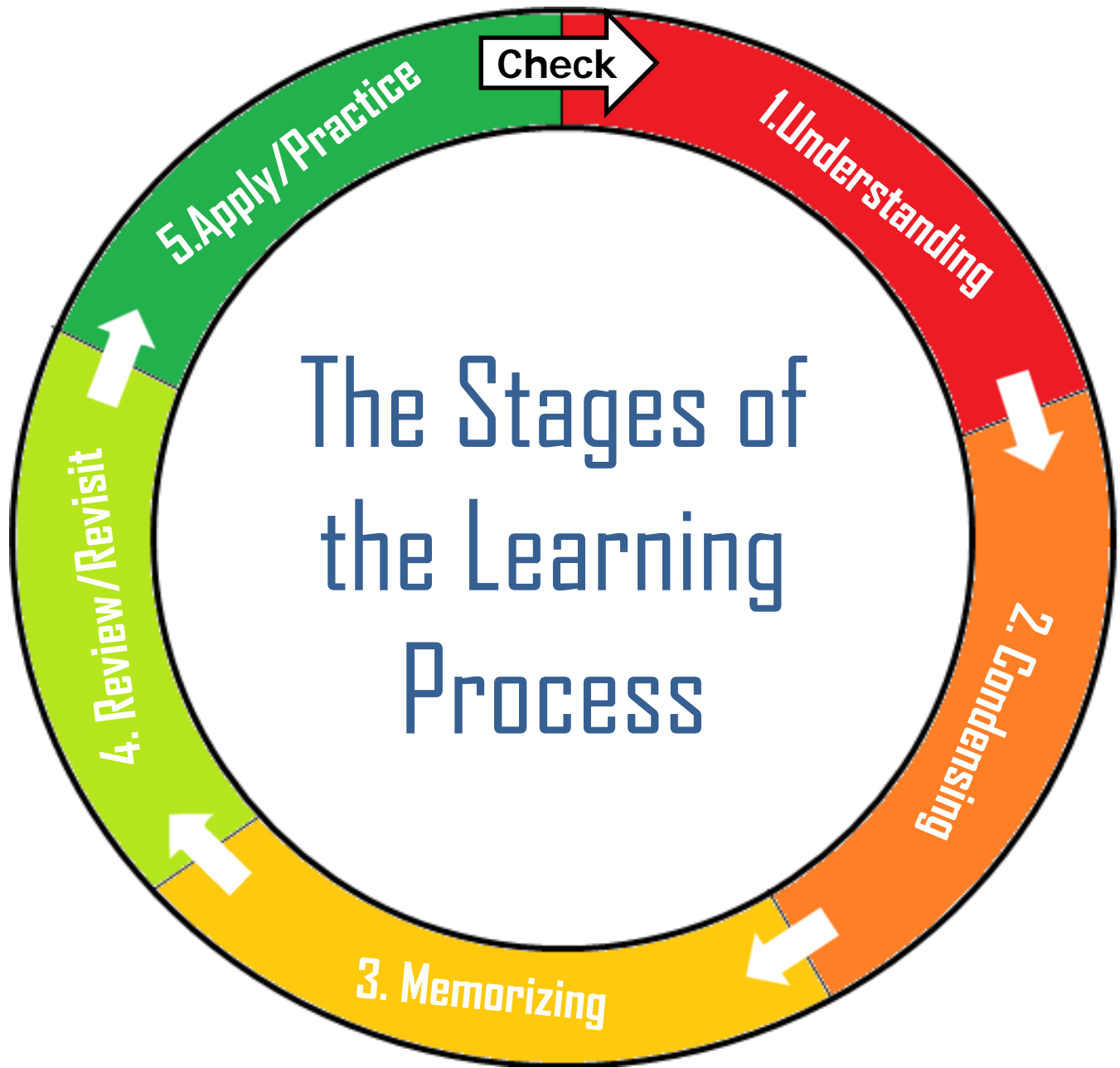
- Discuss aspirations and set ambitious goals together.
- Explore the world with them; visit museum, art galleries, get out in nature. Discuss what you see.
- Ask your child open-ended question about what they are studying in school.
- Encourage regular reading and writing of different types of texts, both fiction and non-fiction
- Encourage endurance; when they fail, try again.
- Watch, read and discuss the news together to promote critical thinking skills.
- Ask to see you child's schoolwork regularly. See if they have completed their 'Next Steps' work in purple pen.
- Have a routine and quiet space for homework.
- Encourage a healthy lifestyle; quality sleep, exercise, time away from screens, avoid sugary drinks etc.

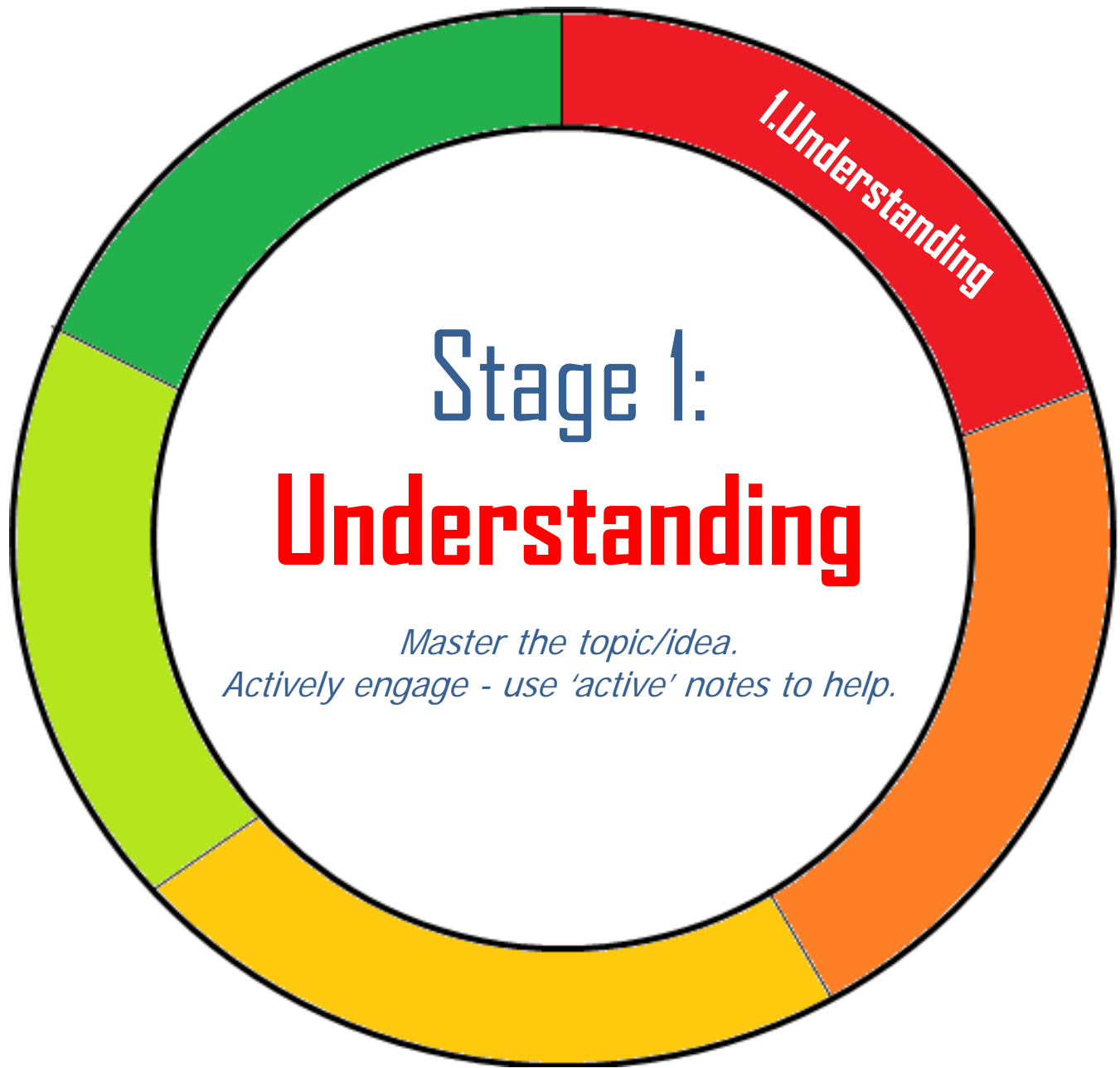
# What parents must know

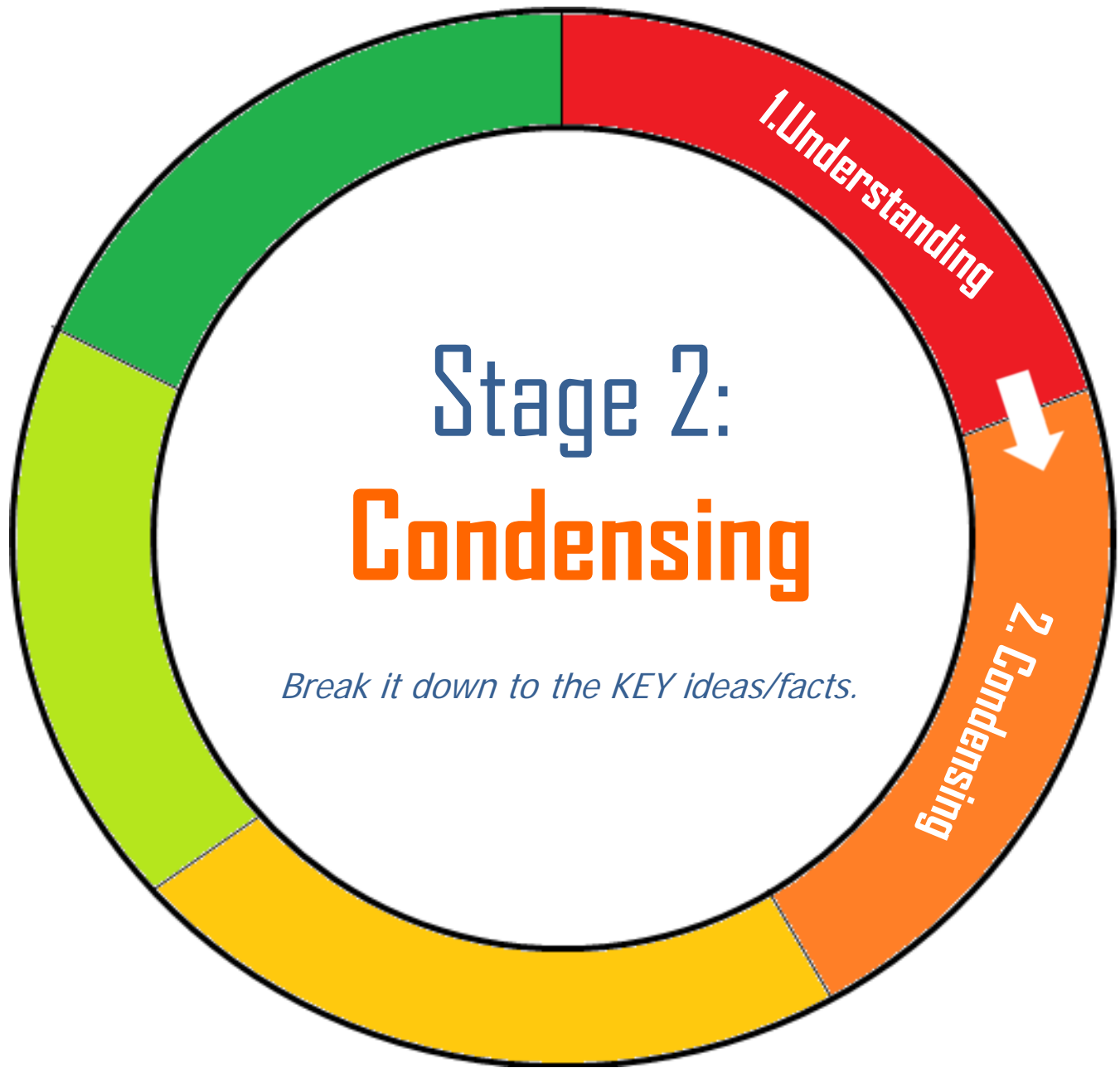
- **When** the exams are: *Furze Platt homepage / parents / exam information / Year 11*  
<http://www.furzeplatt.com/page/?title=Year+11&pid=151>
- Be absolutely sure they know what **subject** they are taking.
- Be absolutely sure they know what **papers** they are taking.
- Be absolutely sure what sort of **questions** they'll be asked.

# Elevate Education Student Workshops

- **Student Elevation Workshop (Invitation only) -  
Monday 15th September (8.45 - 9.45am).**
- **Ace Your Exams Workshop (All students) -  
Monday 22nd September (8.45 - 9.45am).**
- **Finishing Line Workshop (All students)  
Wednesday 28th January (8.45 - 9.45am).**







# Stage 3: Memorizing

*Remember the KEY ideas/facts by using  
EFFECTIVE memory techniques.*

1. Understanding

2. Condensing

3. Memorizing







# Elevate Education Parent Support Webinars.

<https://go.elevateeducation.com/ukschoolwebinar>

## *In the Autumn Term, we'll cover:*

1. **How to Get (And Keep!) Your Child Motivated**  
- 16<sup>th</sup> September @6:00pm (BST)
2. **How You Can Help Your Child Manage Their Time**  
- 30<sup>th</sup> September @6:00pm (BST)
3. **How You Can Help Your Child Set Up for Success in Exams**  
- 14<sup>th</sup> October @6:00pm (BST)
4. **How You Can Help Improve Your Child's Memory**  
- 18<sup>th</sup> November @6:00pm (GMT)
5. **How You Can Build Resilience in Your Child**  
- 2<sup>nd</sup> December @6:00pm (GMT)
6. **How to Help Your Child Alleviate Stress**  
- 16<sup>th</sup> December @6:00pm (GMT)

# Class Charts Home Learning

- Remember:
- Homework, attendance and behaviour are now displayed on Class Charts.
- Available for free from the App Store or Google Play

# What you may be thinking

1. How can I help keep my son or daughter's stress levels down? What about my own stress levels?
2. In what ways can I help them stay organised and motivated?
3. How can I help them with their home learning environment?
4. Will I have to change your routines during the exam period to support their revision?
5. On exam days how can you help them be on time, calm and properly prepared?

# A Checklist

- Encourage and praise and empathise
- Try to provide a good revision environment
- Limit but don't ban social activities including TV, social media and going out
- Encourage exercise and healthy eating
- Take an active role when appropriate
- Keep things in perspective
- Encourage sensible sleep patterns
- Communicate with school – via Form Tutors, Mr Jones (Head of Progress), or Mrs Feather

# NEXT STEPS



# Sixth form entry requirements

Our **sixth form entry requirements** are based on average point scores of all GCSE subjects taken. The higher your average score, the greater the range of sixth form courses you can choose from.


To do well, you need to work hard in **all 9 or 10**.

# Rewards

- As like year, we keep an electronic record of students achievements and any behaviour concerns on Class Charts.
- Students are awarded positive behaviour points for meeting the school's ready to learn rules and showing excellence in lessons. Students will receive negative points for any behavioural issues.

# Rewards

- Year 11 students will need to collect 450 positive points to be allowed to buy a prom ticket.
- The 10 students with the highest positive points will be given a free prom ticket.
- Negative points will not be taken into account.
- There will be further rewards throughout the year including:
  - The Big End Of Term Raffle- air pods and vouchers
  - Reward 30 prizes



# Graduation (in 41 weeks)

## Wednesday 17<sup>th</sup> June 2026



# Prom

## Thursday 18<sup>th</sup> June 2026



# Prom



# Prom



# KS4 Results

## Thursday 20th August 2026



- Thank you for coming this evening.
- Please feel free to stay behind afterwards if you would like to ask any questions.

