



Year 12 into 13
Bridging Work
2025

Contents

Page	Content
2	Contents page
3	<u>Introduction</u>
4	<u>Art</u>
5	<u>Biology</u>
6	<u>Business</u>
7	<u>Business BTEC</u>
8	<u>Chemistry</u>
9	<u>Computer Science</u>
10	<u>Criminology</u>
11	<u>Drama</u>
12	<u>Economics</u>
13	<u>English Literature</u>
14	<u>Fashion and Textiles</u>
15	<u>Further Maths</u>
16	<u>Geography</u>
17	<u>History</u>
18	<u>Human Biology</u>
19 and 20	<u>Maths</u>
21	<u>Media Studies</u>
22	<u>Physical Education</u>
23	<u>Physics</u>
24	<u>Politics</u>
25	<u>Product Design</u>
26	<u>Psychology</u>
27 and 28	<u>Religious Studies</u>
29	<u>Sport BTEC</u>

Introduction

Dear Year 12 students,

Welcome to this, your bridging work pack for 2025.

The purpose for this pack is to provide you with tasks for you to complete over the summer holiday to improve your knowledge, understanding and skills in your Level 5 subjects. This is vitally important as the difficulty of work in Year 13 steps up and you need to make sure you are equipped to get the most out of your short, final year in school.

The other purpose for your bridging work is to prepare you for assessments in your subjects that will take place in September. Your teachers need to know that the lessons learned from your June PPEs have been taken on board and that you are making progress in the 6 weeks between Year 12 and 13. This bridging work is designed to help you prepare for assessments in Year 13, which may improve both general predicted grades and, for those of you going to university after Sixth Form, support any UCAS predictions as well.

We hope you enjoy the tasks set for you here and that these provide you with some stimulating challenge over your summer holidays. All tasks are designed to be around 8 hours each so, with effective time management, these should not impact on the important down time you need and absolutely deserve after your Year 12 studies.

Enjoy your holiday, Year 12. Work hard on these tasks and we look forward to seeing you in September to start on the most important year of your education so far.

Mr Ging and Mr Colmer

[Return to contents](#)

Art

Students will be working on their new project for component one. This is their personal study component, and it is a research task that will explore their responses as a creative whilst their understanding building on their chosen topic.

Summer work will start 2.5 weeks prior to the end of the school year.

Task 1:

Page 1 – page of potential questions presented as mind map.

Page 2 – Final question page. Making it clear that this is what I will be looking at.

Task 2:

Complete a PowerPoint exploring the wider theme of your question - you will present this when back to the whole class.

Task 3:

Complete a double page of observations linking to your question. This should be completed with annotations.

Task 4:

Visit a gallery linking to your question and create a page of research. Your page must contain primary photos, relevant observations and annotations explaining the relevance of your trip and how it has developed your understanding of your chosen question.

Task 5:

Complete a photoshoot and an A3 response linking to your research. This should be completed with annotations.

Biology

Task 1: Essay (4 hours)

You will be required to write an essay on 'The importance of shapes fitting together in cells and organisms' during the summer holidays. Please make sure that essays are submitted to **Mrs Wilson in S9 on Thursday 4 September. Late essays will not be marked. Essays that have been taken from Internet sources or generated by AI will also not be marked and will result in serious consequences.**

The **PPT presentation** used in the essay preparation lesson has been emailed to you.

Key points:

- Have you included a **completed mind map and planning sheet (A01 and A02)**?
- Essay must be **handwritten** (unless you have access arrangements and qualify for a laptop).
- Essay should be 1000 words in length. **Please provide a word count at the end of the essay.** Essay should contain **5 paragraphs of detailed A-level content that has been linked to** the overall theme of the essay (i.e. highlight the importance)

Task 2: Prepare for Chapter 15 Test (8 hours)

You will be writing a **Chapter 15 test** in your **first lesson back** in September. Complete the following tasks in preparation for the test:

- Consolidate your notes for Chapter 15
- Produce revision material for Chapter 15
- Complete and mark the practice questions at the end of Chapter 15
- Complete and mark the exam questions in the booklet provided

Task 3: Folder Check

We will conduct a folder check while you write the Chapter 15 test. Your **LARGE Lever Arch Y15 Biology folder** should contain the following:

- File dividers
- Completed Chapter 15 RAG sheet. Chapter 15 notes (with summary and application questions completed and marked)
- Practice questions from the end of the chapter completed and marked
- Exam practice questions completed and marked
- Revision resources (evidence of consolidation)
- Completed Next Step questions for PPE

Task 4: PPE Next Steps (4 hours)

Complete the additional Next Step questions that you have been given.

Completed questions should be filed in your Y15 Biology folder.

Task 5: PPE Resit (for U and E grades)

Prepare to resit a Biology PPE on Monday 8th September during Biology Clinic.

[Return to contents](#)

Business

As you prepare to enter Year 13, it is crucial to consolidate your knowledge from Year 12 to build strong foundations for the more advanced content in Year 13. This summer work will:

- Reinforce core concepts from Theme 1 and Theme 2.
- Develop your application, analysis and evaluation skills using real case studies.
- Prepare you for the demands of 20-mark extended response questions, which are a key component of the final exam papers.

Estimated Time: 6–8 hours

Task 1: Complete RE-CALL PowerPoint Questions (Themes 1-4)

- Revisit the RE-CALL PowerPoint uploaded to the Year 12/13 SharePoint folder and sent to your school email.
- Complete all knowledge recap questions embedded within the slides. You may complete the questions digitally or handwritten – be prepared to submit this in the first week of Year 13.

Task 2: 20-Mark Exam Practice (Theme 2/3 Crossover)

You are to complete the following 20-mark essay question. This will be assessed against AO1–AO4 and should include:

- Definitions and application (AO1/AO2)
- Well-developed analysis (AO3)
- Balanced evaluation and a justified conclusion (AO4)

Case Study

Kashi House Publishing (KHP) is a small independent publishing business located in London. It publishes books by British Asian authors, particularly stories related to Sikh history and culture. KHP uses niche marketing and sells directly to consumers through its website and at cultural events. The business is considering whether to expand into mainstream bookshops, which may require raising external finance. KHP is also deciding whether to move some production overseas to reduce costs, although this might affect its reputation for quality.

20-Mark Question:

Evaluate whether moving some of its production overseas would be a suitable strategy for KHP as it seeks to grow.

Business BTEC

This task is designed to prepare you for the real-world process of applying for a job within a large business as well as address your coursework B criteria. Aim to spend about 8 hours completing this.

Task 1: Select a Business and Job Role

- Use the same large business you focused on in your Unit 8 Year 12 case study.
- Research the company's website, job boards, or business news sources.
- Choose a real job role from this business that you could realistically apply for now or within the next 1-2 years.
- This should be a role that interests you and suits your skills and qualifications.

Task 2: Research the Job Role

Gather detailed information about your chosen job:

- Job Description: Duties, responsibilities, working conditions.
- Person Specification: Required skills, qualifications, experience, and personal qualities.
- Where the job is advertised: E.g., company website, LinkedIn, Indeed, newspapers, etc.

Task 3: Create the Portfolio Documents

For each part below, create professional, clear, and well-structured documents.

Job Description & Person Specification

- Write or adapt a detailed job description and person specification.
- Use headings, bullet points, and formal language.

Job Advert

- Design an attractive, clear advert for the job.
- Include examples of where this advert might be placed (e.g., online job boards, social media, recruitment agencies).

Interview Materials

- Write 7-10 interview questions that allow candidates to show analytical and relevant responses for the role.
- Prepare an interview feedback form to assess candidate answers fairly and objectively.

Your Application for the Job Role

- Complete a realistic application form for the job (you may find sample forms online or create one).
- Create a tailored CV highlighting relevant skills and experience.
- Write a professional letter of application (cover letter) explaining why you are suitable for the role.

Complete all your work in the Part B section of your Unit 8 Google Document.

Deadline: Submit during the first week of September

[Return to contents](#)

Chemistry

Task 1 – Revise and prepare for the end of chapter 25 assessment (5 hours of work)

Immediately upon your return to school in September you will be completing an end of chapter assessment on Chapter 25 Aromatic chemistry. To revise and prepare for this you must:

- Complete and self-mark the end of chapter 25 practice questions from the textbook (your teacher will email the mark scheme directly to you before you return to school). This should take you around 2 hours to complete.
- Review and use the additional revision resources available from the Physics and Maths Tutor website. You will find extra practice questions, flashcards, and video tutorials to use at the link below and it is the sections entitled 6.1.1 Aromatic compounds that are relevant to this assessment. You should approach these resources using a “little and often” approach, and you are expected to complete at least 50 minutes active revision on this each week.
- <https://www.physicsandmathstutor.com/chemistry-revision/a-level-ocr-a/module-6/>

Task 2 – Continue to complete active revision of year 12 content (6 hours of work)

It is important you continue to practice year 12 content to both maintain and improve upon your summer PPE result. To achieve this, you must:

- Download, complete, and self-mark the paper 1 “Breadth” from 2016 and 2019, and the paper 2 “Depth” from 2016. These are all available from the links below. This should take you around 6 hours to complete.
- <https://www.physicsandmathstutor.com/past-papers/a-level-chemistry/ocr-a-paper-1-as/>
- <https://www.physicsandmathstutor.com/past-papers/a-level-chemistry/ocr-a-paper-2-as/>

Task 3 – Pre-read and make notes for chapter 26 “Carbonyl compounds” (2 hours of work)

To ensure you are prepared for your lessons in September you must pre-read and make pre-lesson notes on each lesson in chapter 6 on “Carbonyl compounds”. This should take you around 2 hours to complete.

Task 4 – Further PPE improvements (2 hours of work)

Having received feedback from your teachers regarding your PPE, you should be taking additional corrective actions to your areas of weakness. This could include the following:

- Making condensed revision notes, flash cards, or mind maps on the content if you are struggling to recall facts,
- Watching video tutorials such as those on the Physics and Maths Tutor website,
- Reattempting the summary and practice questions from the textbook or the Physics and Maths Tutor website,
- Download additional worksheets and resources to complete from the Kerboodle website.

You should spend at least 2 hours on this task, or 20 minutes each week of the holiday.

[Return to contents](#)

Computer Science

Year 12 Summer Work Paper 2

As part of your exam preparation, you will review the modules outlined below. These activities are intended to deepen your understanding and reinforce key concepts covered earlier. To demonstrate your knowledge, ensure your responses include core ideas and appropriate subject-specific terminology.

Modules to cover

- Data Representation
- Computer Systems
- Computer Organisation and Architecture

Task

- Thoroughly review each topic using the resources available on FP Cloud and Isaac Computing to prepare for the corresponding topic tests.
- Create detailed notes for each module, guided by the assessment areas outlined in the provided checklist.
- Complete the module test to evaluate your understanding and readiness.

Resources Required

- FP Cloud
- Isaac Computing
- Other relevant AQA resources
- Learning Checklist (*Provided by Tescher during lesson*)
- Test Booklet (*Provided by Teacher during lesson*)

Summer work Paper 1

Complete the paper 1 questions (link here: [Year 12 Computing - Summer Work Paper 1.pdf](#))

[Return to contents](#)

Criminology

You need to have all your notes on the following ready for an exam at the end of the first week back. You will have 45 mins to answer the question on:

AC1.1 Evaluate the effectiveness of the roles of personnel involved in criminal investigations.

Include in your notes the **cost/expertise and availability** and include **one, or preferably, two case studies** on each of the following roles:

Crime scene investigators

Police officers/Detectives

Forensic Scientists

Forensic Specialists

CPS (Crown Prosecution Service)

Pathologists

Other agencies: National Crime Agency and HM Revenue and Customs

Use these as sub-headings in your notes to help you to structure your notes effectively. Here are some questions that you need to answer in your notes to ensure that you have all the detail needed to complete a thorough evaluation.

Sources of information for note taking:

<https://napierpress.com/wp-content/pdfs/crim%202-3%20UNIT-3-WORKBOOK-30july2019-FINAL-VERSION.pdf>

Use the material on **P.146-160** Fingerprint Illuminate Criminology textbook

Use the material on **P.8-13** of 'Book Two' Napier Criminology textbook.

You will have access to these notes (you need to **print** these over the holidays) for your open book practice exam.

Have a good summer holiday but keep watching the news and keeping up-to-date with current affairs.

[Return to contents](#)

Drama

Task 1– Component 2- Working Notebook Section 1

You will be having an assessment in the first week back. This assessment will be the first draft of your section 1 for the Working Notebook. You will be allowed to bring notes into the assessment. Your task is to prepare your notes ready for this assessment. Please use the resources here to prepare your notes. There is no limit of amount of notes you can take into the assessment.

Task 2– Paper Birds Performances

Please watch one or both of the Paper Bird performances below. Make detail notes on a key moment that inspires you for your own devised work. This task can be used as part of your Working Notebook; Live Theatre section.

- ‘Broke’
 - <https://vimeo.com/192340151>
 - Password– paperbroke2014
- ‘Thirsty’
 - <https://vimeo.com/198033648>
 - Password- thirstybirds

Task 3- Component 3- Reflective Report– redraft

Your Reflective Reports have been marked and comments made on sharepoint. You need to improve the reflective report which will be re-marked in September.

Task 4– Re-read the set text

It is essential that you continue to revise the set text, Hedda Gabler and Our Country’s Good. Please re-read these set text

Task 5– Component 1– Purple Pen of PPE examination

You have been given feedback and actions on your PPEs. Please complete the actions you have been given, in purple pen ready for first lesson back.

[Return to contents](#)

Economics

In Year 13, the A-Level Economics B course becomes more synoptic, requiring you to apply knowledge across both micro and macroeconomic contexts. This summer preparation is designed to:

- Reinforce key Year 12 content to ensure a strong foundation for Year 13.
- Develop application and evaluation skills using real-world business contexts.
- Prepare for Paper 3, which includes extended case studies and 20-mark evaluative questions.

Estimated Time: 8 hours

Task 1: RE-CALL PPT Questions (Themes 1-4)

Instructions:

Complete all the review and recap questions on the RE-CALL PPTs uploaded to the Economics B SharePoint and emailed to your school email.

Format: Submit your answers typed (PPT/Google Docs).

Task 2: 20-Mark Essay Question Practice

Case Study: Supermarkets and Food Price Inflation

Recent months have seen significant increases in the price of food items such as pasta, dairy, and meat. Supermarkets have faced criticism from consumer groups who claim retailers are raising prices more than necessary to increase profits.

However, supermarkets argue that the rising prices are largely due to global supply chain issues, higher input costs, and inflationary pressures affecting wages and transport.

The UK government has considered introducing price controls or increased competition regulation to prevent supermarkets from exploiting market power.

20-Mark Question:

Evaluate whether government intervention is likely to be effective in reducing food price inflation in the UK supermarket industry. (20 marks)

Use real-world examples like Tesco, ASDA, Bank of England, and recent government inflation data.

[Return to contents](#)

English Literature

To prepare yourselves for year 13 please see a week by week breakdown of various activities we are expecting you to complete. When you come back in September there will be a timed essay style question based on drama/poetry pre-1900 (Ibsen/Rossetti). You should have read and be familiar with Hamlet before September. You also must have read your coursework texts (a play, a poetry anthology and a novel).

Week 1

Revisit Act 1 of A Doll's House alongside No Thank You John and Maude Clare. Write a paragraph comparing gender roles between the two poems and act one of ADH. Lock in your choice of three coursework texts and write down their main themes. You need one novel, one play and one poetry anthology. These cannot be translated pieces and the play may not be a musical. Read act 1 of Hamlet and write a brief summary of major events.

Week 2

Revisit Act 2 of A Doll's House alongside Goblin Market. Write a paragraph comparing power and control between the poems and act two of ADH. Begin reading your novel of choice. Make notes as you read in relation to the main themes (from week 1). Read act 2 of Hamlet and write a brief summary of major events.

Week 3

Revisit Act 2 of A Doll's House alongside two other Rossetti poems of your choice. Write a paragraph comparing the impact of society between the poems and act three of ADH. Finish reading your novel of choice. Make sure your notes in relation to the main themes are in an easy to read format (you may wish to make notes of page numbers for quotes). Read act 3 of Hamlet and write a brief summary of major events.

Week 4

Write character profiles for Nora, Torvald, and Mrs Linde. You should have picked out quotations which demonstrate their personality alongside themes from across acts 1-3. Choose a poem from the Rossetti anthology that you have not yet written about and write a paragraph around the theme of identity. Incorporate AO3 and AO5 into this. Begin reading your play of choice. Make notes as you read in relation to the main themes (from week 1). Read act 4 of Hamlet and write a brief summary of major events.

Week 5

Write character profiles for Dr Rank and Krogstad. You should have picked out quotations which demonstrate their personality alongside themes from across acts 1-3. Choose a poem from the Rossetti anthology that you have not yet written about and write a paragraph around the theme of religion. Incorporate AO3 and AO5 into this. Finish reading your play of choice. Make sure your notes in relation to the main themes are in an easy to read format (you may wish to make notes of page numbers for quotes). Read act 5 of Hamlet and write a brief summary of major events.

Week 6

Read through your poetry anthology and choose three poems you will mainly focus on. Annotate these poems. Decide on which texts you will use for coursework A/B. A requires 1 text that you write a critical appreciation of while B requires a comparison of two texts. Write a 3 paragraph response to the question 'Is Hamlet truly mad?' after having read the play. Use evidence from the play where possible to back up ideas.

[Return to contents](#)

Fashion and Textiles

Research the following items:

- https://www.vam.ac.uk/articles/the-miniskirt-myth?srsId=AfmBOoqlAuUVyEvz5cGOa8L6PYCgkCO7FKhyvWz_AySJdHAlthyuB3S7
- <https://collections.vam.ac.uk/item/O255686/handbag-chanel/?carousel-image=2019LJ4261>
- <https://collections.vam.ac.uk/item/O75489/the-mondrian-collection-cocktail-dress-saint-laurent-yves/>
- <https://www.vam.ac.uk/articles/paul-poiret-king-of-fashion>
- <https://www.vam.ac.uk/articles/an-introduction-to-1960s-fashion>

Now answer the following questions:

The following textile products are all considered to be *icons* of textile product design:

- The Mini skirt,
- The 2.55 quilted chain bag,
- The Mondrian dress,
- The Harem pant,
- The Capri pant.

Repeat the questions for each product:

- (a) Describe this product through the use of illustration and annotation. It is important to include key style and design features. (8)
- (b) Name the original designer of this product. (1)
- (c) Explain the importance and ongoing influence of this product in fashion history. (9)

(Total 18 marks) x5

[Return to contents](#)

Further Maths

Complete all questions in each task, using the section references given in the book and the Integral Maths videos (username and password: I78AL-first initial surname eg. I78AL-hbull). Mark and correct as needed. Tick the appropriate column (Red, Amber, Green) to record your confidence in answering. You will be given a shortened PPE on FSI in September, covering units 1-5.

Qu.	Topic	R	A	G
1-6	Discrete random variables https://my.integralmaths.org/mod/page/view.php?id=24807 https://my.integralmaths.org/mod/page/view.php?id=24809			
7-10	Poisson distributions https://my.integralmaths.org/mod/page/view.php?id=24813 https://my.integralmaths.org/mod/page/view.php?id=24814			
11-15	Binomial and Poisson distributions https://my.integralmaths.org/mod/page/view.php?id=24815 https://my.integralmaths.org/mod/page/view.php?id=24816			


Qu.	Topic	R	A	G
14-15	Geometric Distribution https://my.integralmaths.org/mod/page/view.php?id=42219 https://my.integralmaths.org/mod/page/view.php?id=42220 https://my.integralmaths.org/mod/page/view.php?id=42222			
16-18	Negative binomial distribution https://my.integralmaths.org/mod/page/view.php?id=42224 https://my.integralmaths.org/mod/page/view.php?id=42225 https://my.integralmaths.org/mod/page/view.php?id=42226			
19-21	Hypothesis testing – Poisson distribution https://my.integralmaths.org/mod/page/view.php?id=24817 https://my.integralmaths.org/mod/page/view.php?id=24818 https://my.integralmaths.org/mod/page/view.php?id=24819			

Qu.	Topic	R	A	G
22-24	Hypothesis testing – Geometric distribution https://my.integralmaths.org/mod/page/view.php?id=42229 https://my.integralmaths.org/mod/page/view.php?id=42228			
25-30	Central Limit Theorem https://my.integralmaths.org/mod/page/view.php?id=42217 https://my.integralmaths.org/mod/page/view.php?id=42218			


[Return to contents](#)

Geography

Please click on the prep work below to be taken to your summer work for Geography:



**A LEVEL GEOGRAPHY:
SUMMER PREP WORK Yr 12 into 13**



Contents:

- 1. How to Take Notes at A-Level - Recap**
- 2. Wider Reading Resources and Preparing for Year 13 Geography**
- 3. Finishing Off NEA Work Started so Far**
- 4. NEA Data Collection**
- 5. Tectonics, Globalisation, Coasts and Regeneration Knowledge Organisers**

[Return to contents](#)

History

Week	Task	Why?
<p>In the first full week of Year 13, you will complete an assessment which will include:</p> <ul style="list-style-type: none"> 1x Glorious Revolution question 1x Russia Source (Unit 1) <p>To prepare for this, you need to complete the following revision tasks and activities. You will also need to complete the outlined coursework tasks.</p>		
21/7/25 75mins	<p>Glorious Revolution:</p> <ul style="list-style-type: none"> Read through the Glorious Revolution notes (attached on ClassCharts and handed to you physically) and use this to create flashcards on the key acts and events linked to the Glorious Revolution unit. Test yourself on these weekly between now and the exam to build your long-term memory. Create an annotated plan in answer to the 2021 exam question. 	<p>Long term memory is essential to quick and effective memory retrieval. This requires doing, testing and time.</p>
28/7/25 75 mins	<p>Russia Unit 1:</p> <ul style="list-style-type: none"> Read through the revision notes on unit 1 (handed out in lesson but also on class charts). Create flashcards on the key acts and events linked to this unit. Test yourself on these weekly between now and the exam to build your long-term memory. 	<p>Long term memory is essential to quick and effective memory retrieval. This requires doing, testing and time.</p>
4/8/25 120 mins	<p>Coursework: Research your three key historians' arguments. Make notes on the following:</p> <ul style="list-style-type: none"> What are they arguing in relation to the question? (What is their interpretation) Write 3-4 sentences outlining their argument. What evidence are they using to support their argument? (Why is their interpretation valid) Why might they have arrived at that conclusion? (What influenced this historian's interpretation) You can use the worksheet given out to help you with this. 	<p>Answering these questions will help you build up an overview of your key historians and help the structure of your essay when you start writing next year.</p>
11/8/25 120mins	<p>Glorious Revolution:</p> <ul style="list-style-type: none"> Create a timeline of the Glorious Revolution, identifying the key events, moments and acts. On post-it notes, elaborate on what these things were. Then check and correct. Create an annotated plan in answer to the 2024 question. Then, write an introduction, paragraph and conclusion in answer to the question. 	<p>Knowing the narrative of the Glorious Revolution and the sequence of events is key to strong analysis and evaluation of the content.</p> <p>Practicing the skill is crucial if you're going to perform better.</p>
18/8/25 75 mins	<p>Russia Unit 1:</p> <ul style="list-style-type: none"> Practice your source skills by completing the source tasks in the revision guide for unit 1. 	<p>These tasks will help you with your exam skills in preparation for the source question in September.</p>
25/8/25 120mins	<p>Coursework:</p> <ul style="list-style-type: none"> Find at least 2 supplementary historians that agree or disagree with your key historians. Write down a quote from their published work that supports/ contradicts your key historian. 	<p>You will need at least 3-4 supplementary historians in your coursework – this preparation work enables you to be hitting the ground running with this part of the task.</p>

[Return to contents](#)

Human Biology

You will have received detailed feedback on the coursework that you submitted for Learning Aim A and B of Unit 2. You will also have received feedback for some of the practical investigations that you conducted for Learning Aim C of Unit 2.

Please rework the coursework, taking all feedback into account. This should take approximately 8 hours.

All changes to the coursework should be done in red so that we can easily see where improvements etc. have been made.

Please submit a printout of the final version of your coursework. This printout should be handed to your teacher in your first Human Biology lesson in September.

[Return to contents](#)

Maths

Complete all questions in each task, using the section references given in the book and the Integral Maths resource (username and password: 178AL-first initial surname eg. 178AL-hbull) if needed. Mark and correct as needed. You will be assessed on Pure Y2 units 1-4 in September. Tick the appropriate column (Red, Amber, Green) to record your confidence in answering.

Task 1 – Questions 1-10 (Approx 2 hours)

Qu.	Topic	R	A	G
1-2	Proof by contradiction https://my.integralmaths.org/mod/page/view.php?id=77819			
3-6	Partial fractions https://my.integralmaths.org/mod/page/view.php?id=76941			
7-8	Partial fractions with repeated root https://my.integralmaths.org/mod/page/view.php?id=76942			
9-10	Partial fractions with algebraic division https://my.integralmaths.org/mod/page/view.php?id=76943			

Task 2 – Questions 11-20 (Approx 2 hours)

Qu.	Topic	R	A	G
11	Modulus function https://my.integralmaths.org/mod/page/view.php?id=77828			
12	Functions and mappings (range, domain) https://my.integralmaths.org/mod/page/view.php?id=77821			
13-15	Composite and inverse functions https://my.integralmaths.org/mod/page/view.php?id=77824 https://my.integralmaths.org/mod/page/view.php?id=77825			
16-18	Transformations https://my.integralmaths.org/mod/page/view.php?id=77823			
19-20	Solving modulus problems https://my.integralmaths.org/mod/page/view.php?id=77829			

[Return to contents](#)

Maths (continued)

Complete all questions in each task, using the section references given in the book and the Integral Maths resource (username and password: 178AL-first initial surname eg. 178AL-hbull) if needed. Mark and correct as needed. You will be assessed on Pure Y2 units 1-4 in September. Tick the appropriate column (Red, Amber, Green) to record your confidence in answering.

Task 3 – Questions 21-30 (Approx 2 hours)

Qu.	Topic	R	A	G
21-23	Arithmetic sequences and series https://my.integralmaths.org/mod/page/view.php?id=63681			
24-28 30	Geometric sequences and series https://my.integralmaths.org/mod/page/view.php?id=63683			
29	Modelling: Geometric sequences https://my.integralmaths.org/mod/page/view.php?id=63684 02:40			

Task 4 – Questions 31-40 (Approx 2 hours)

Qu.	Topic	R	A	G
31-40	General binomial expansions https://my.integralmaths.org/mod/page/view.php?id=63685 https://my.integralmaths.org/mod/page/view.php?id=63686 Approximations https://my.integralmaths.org/mod/page/view.php?id=63687			

Media Studies

Over the summer, you will be expected to continue on with the work you have been doing on Unit 24. So far, you have been developing your LO1 and LO2 work. You will have met with one of your teachers who will have emailed personalised feedback about what you need to do to develop and complete your coursework.

You are advised to spend 8-10 working on this over the course of the summer holiday.

You will be submitting this coursework when you return in September before moving on to the next units of work. Please use the resources that are on FP Cloud and have been emailed to you to ensure you know what you need to do. The checklist below will serve as a to do list during the summer.

Unit 24 (Cross Media Industry Awareness) Check List

Criteria	Example	Check
Research on different media products across different media industries (P1, P2)	Chosen products identified and explored across different sectors	
Discussion of new developing/emerging technologies utilised by these products/industries (M1)	Looking at VR/AR products, exploration of the use of new CGI or production technologies	
Discuss how concepts/intellectual properties have been positively exploited across different media industries (D1)	Conclusory essay exploring how the chosen IP or product has been developed into cross media properties and therefore positively exploited (needs to clear use that phrase)	
Identifying and describing a variety of job roles in a media industry (P3)	Job role mind map with 15-25 job roles detailed.	
Choosing one specific job role and explaining behaviours, attributes and skills required (P4)	Job description with detailed behaviours, attributes and skills clearly explained. You must include two screenshots of example job listings found online.	
Explaining how personal behaviours and attributes can affect career development (M2)	CV and Covering letter specifically created for your chosen job role. Both equally important here. CV should list behaviours, attributes and skills reflecting job description and Cover letter should explain how applicant understands the role and professionalism needed. You should also write a paragraph or two talking through these documents and highlighting the key skills, attributes and behaviours that make you fit for the role and career progression within your chosen industry.	
Explaining and demonstrating the importance of professional etiquette when working within a media industry (D2)	A written essay explaining what is meant by “professional etiquette”, what it looks like within your chosen Media industry, what it looks like within your chosen job role, and why it is so important to the smooth running and success of a production.	

[Return to contents](#)

Physical Education

In September, you will be completing a controlled, write up for your 'Analysis of Performance – AO3' section of your A Level PE coursework. You will have 50 minutes, in silence, and will be allowed just the preparation materials as listed below to aid you. You should spend the summer researching and preparing your resources for this.

Note - You will have already completed 'Analysis of Performance and Evaluation of Performance – AO2' by this stage. The structure is the same however, AO3 focusses on tactical and psychological skills.

Hints and tips to help you achieve success are in red.

Materials to prepare:

- Review your practical footage and identify your weakness from the PE specification (AO3) for your sport.
- Consider how you are going to explain the weakness within a sporting context. **The marker should be able to visualise the context clearly including any co-actors etc.**
- Consider and plan how you are going to analyse your weakness. **What are the sub-routines? Could you create labelled diagrams to aid the analysis?**
- Research and find screenshots of successful execution from an elite performance. **Direct comparison between yourself and successful execution will add to the depth of your analysis.**
- Consider and plan how you will explain the impact that any deficiencies had on your performance in your sporting context. **This should not be a general conversation about performance but linked back to the context you have identified.**

Make a list of technical language you want to ensure you include.

Your preparation material can be no more than 1x side of A4 and should be emailed to Mrs Ridgley by Monday 8th September for printing. These should be in the form of bullet points and notes – not paragraphs of texts. Your screenshots only may be stored electronically on your computer.

[Return to contents](#)

Physics

In September you will be completing an end of topic test on Ch17 & 18: Circular motion and Simple Harmonic Motion. Completing the tasks below will help you prepare for this assessment.

Task 1 (approx. 2 hours)

Consolidate your notes on both chapters 17 and 18, memorizing key definitions.

Task 2 (approx. 5 hours)

Complete and mark the summary questions for these chapters, using extra answers on FP cloud to mark

Complete end of chapter practice questions for Ch17 and 18 in the textbook, and mark these.

Task 3 (approx. 3 hours)

Complete write up for the all three parts to required practical 7, including:

- Methods and diagrams
- All results tables with units
- Graphs drawn with appropriate calculations for spring constant and acceleration due to gravity
- Conclusion, safety concerns & evaluation

Task 4 (approx. 3 hours)

Pre-read chapters 21 & 22: Electric and gravitational fields

Watch videos emailed and read textbook to make key notes on these chapters

Politics

[Return to contents](#)

Week	Task	Why?
<p>In the first full week of Year 15, you will complete an assessment which will include:</p> <ul style="list-style-type: none"> • 1x 9mk question (Liberalism) • 1x 25mk extract question (Liberalism) <p>To prepare for this, you need to complete the following revision tasks and activities.</p>		
21/7/25 1hr 20mins	<p>Prechewed Politics:</p> <ul style="list-style-type: none"> • Watch (and complete the relevant sheet) Liberalism 02 (Core ideas and principles) 30mins <p>Key Terminology (AO1):</p> <ul style="list-style-type: none"> • Use the revision guide to create key term flashcards on each of the principles of liberalism. Test yourself on these weekly. 20mins <p>Politics Review:</p> <ul style="list-style-type: none"> • Read the following article and summarise the beliefs of the different thinkers with regards to freedom into a set of Cornell notes 30mins • https://magazines.hachettelearning.com/magazine/politics-review/50/1/liberalism-and-freedom/ 	<p>This will help you to recall the core principles of the ideology that need to be reviewed over the holidays.</p> <p>Provides a good start for long-term memory development.</p>
28/7/25 1hr	<p>Prechewed Politics:</p> <ul style="list-style-type: none"> • Watch (and complete the relevant sheet) Liberalism 03 (Classical Liberalism). 30mins <p>Politics Review:</p> <ul style="list-style-type: none"> • Read the following article and summarise the beliefs of the different thinkers with regards to the economy into a comparative table of similarities and differences. 30mins • https://magazines.hachettelearning.com/magazine/politics-review/54/1/liberalism-and-the-economy/ 	<p>Builds on work from the previous week and links to core debate.</p> <p>Application of thinkers to genuine debate.</p>
4/8/25 1hr 15mins	<p>Prechewed Politics:</p> <ul style="list-style-type: none"> • Watch (and complete the relevant sheet) Liberalism 04 (Modern Liberalism) 30mins <p>Knowledge consolidation:</p> <ul style="list-style-type: none"> • Create a mindmap on the different perspectives of liberals on human nature, society, state and economy using pages xx-xx of the revision guide. 45mins • This should be condensed, summary notes – you will test yourself on this at a later stage. 	<p>Identifying similarities and differences is key to comparing in 25mk extract questions.</p> <p>You must know your thinkers inside-out.</p>
11/8/25 1hr	<p>Prechewed Politics:</p> <ul style="list-style-type: none"> • Watch (and complete the relevant sheet) Liberalism 05 (What is liberal feminism?) 30mins <p>Check (15mins) and correct (15mins):</p> <ul style="list-style-type: none"> • Recreate the mindmap on the different perspectives of liberals on human nature, society, state and economy. Then check and correct in a second colour. 	<p>Testing process confirms what is known and what has been forgotten.</p> <p>Reviewing knowledge twice in one go!</p>
18/8/25 1hr	<p>Prechewed Politics:</p> <ul style="list-style-type: none"> • Watch (and complete the relevant sheet) Liberalism 06 (How do Liberals view human nature, society, the state and the economy?) 30mins <p>Create outline plans (write the point in full and then bullet point evidence and examples underneath) in answer to these questions: 30mins</p> <ol style="list-style-type: none"> 1. Explain and analyse three ways that human nature <u>is significant to Liberals.</u> 2. Explain and analyse three ways in which liberal thinkers have viewed freedom. 	<p>Consolidates core knowledge.</p> <p>Application is central to skill development and shows what you can do.</p>
25/8/25 1hr 15mins	<p>Check (10mins) and correct: (20mins)</p> <ul style="list-style-type: none"> • Write a paragraph to the two questions you planned last week without looking at your plan. Then check, correct and annotate in a second colour. <p>Extract prep: (45mins)</p> <ul style="list-style-type: none"> • Create a detailed, annotated plan in answer to the 2021 extract question (remember that society has links to human nature, state and economy) • Write an introduction and a main paragraph in answer to the question. 	<p>Application is central to skill development and shows what you can do.</p>

Product Design

Key items to research:

- <https://collections.vam.ac.uk/item/O126577/lounge-chair-armchair-eames-charles/#object-details>
- <https://collections.vam.ac.uk/item/O501144/barcelona-chair-chair-mies-van-der/>



Now answer the following questions:

Study the photographs of the two chairs below.

- Figures 1 – 3 Lounge chair (designed by Charles and Ray Eames in 1956)
- Figures 4 – 6 Barcelona chair (designed by Mies van der Rohe in 1929)

For **both** chairs :

1. Describe this product through the use of illustration and annotation
 2. Name the original designer
 3. Explain the Importance of the design:
 4. Explain how the designer has made use of specific materials in order to achieve the form and aesthetics of the chair.
- (Total 14 marks)



[Return to contents](#)

Psychology

Issues and Debates

Free will and determinism and the Nature/Nurture debates (Issues and Debates in book 2)

You will need the Year 2 electronic textbook:

<https://illuminate.digital/aqapsych2edy2/>

Username: SFURZEPLATT

Password: PINK8

You will be preparing for essay questions and shorter exam style questions on the Issues and Debates topic of 'Free Will and Determinism' and 'The Nature – Nurture debate' found on **P.98-101 of your electronic text book**. These will require you to apply the debates to topics that we have covered over the course.

Pre-read and create **Cornell Notes and revision notes** on these two topics (Free will and determinism and the Nature/Nurture debates,)

Watch and take notes on these three videos and look for others: <https://www.youtube.com/watch?v=TPcVW54mkRc>
<https://www.youtube.com/watch?v=FbVoLYIGsSs> <https://www.youtube.com/watch?v=hI7zjpeOAmQ>

Google 'Ted talks nature vs nurture in psychology' and watch these videos too.

Learn the material and complete relevant Issues and Debates practice questions in readiness for a test at the end of the first week back in September.

I will add this to Class Charts and have attached some practice paper questions [Issues and Debates past paper questions and MS.docx](#).

Research Methods: [Practical A level booklet Summer Bridging Homework 2025.docx](#)

You will also hand in a finalised research project on the topic of memory. **Complete the booklet [Summer Term Homework Psychology.docx](#)** that you will be given in paper version (or the electronic version. **THIS RESEARCH MUST BE COMPLETED AND MUST BE PRINTED**), READY TO SUBMIT IN THE FIRST LESSON BACK IN SCHOOL.

It is really important that you learn from your PPE exams and that you keep refreshing the studies and theories in these topics over the holidays too. All knowledge gaps should be filled.

If anyone is planning to apply to a university or apprenticeship/job in the field of psychology, please make an appointment to see me to go through your personal statements.

This should take you in the region of **10 hours to complete**. (5 to finish the study and 5 to take notes on the two debates, watch videos plus make packs for revision).

Please have a productive summer with plenty of down time too, but do try to keep the brain as active as possible ready to achieve a fabulous result next summer!

[Return to contents](#)

Religious Studies—DCT

As well as the tasks below, please complete ongoing revision into the Person of Jesus. You should create revision materials and plans for the Person of Jesus topic

Week	Aim	Task	Tick when completed
1	Understanding Hell	Read pages 316-317 and page 328 5. Hell.pptx Time article: 5. TIME Magazine article.docx	
2	Understanding purgatory	Read pages 317-319 and 329 6. Purgatory.pptx Notes on purgatory – make sure to include Pope Gregory and any Biblical quotations to support the belief in purgatory (there aren't many!)	
3	Understanding election	Read pages 321-324 7. Election.pptx Notes on the three types of election with the scholars who discussed e.g. Calvin and Augustine. Worksheet Election-WS.docx Read and complete the question on the worksheet. Election passages to analyse: 7. Election passages.docx	
4	Understanding judgement and analysing the parable of the Sheep and the Goats	Read pages 324-328 8. Parable of the sheep and goats.pptx ROSA for the key parable: 8. ROSA Matthew 25.pub Parable of the Sheep and the Goats: 8. Matthew 25.docx	
5	Prepare for 40-mark question for Death and the Afterlife.	Your second lesson back (sorry waiting on confirmation of timetables) you will have a 40-mark timed essay on the Person of Jesus . We will do recaps of Death and the Afterlife – this timed essay will be at a later point to ensure knowledge. Preparation should include revision materials and plans of essays/paragraph writing.	

[Return to contents](#)

Religious Studies—Ethics

I have split this into weekly tasks to ensure it is more manageable. The aim is that you are completing around an hour of work per week. As you can see most of the work is directed towards Business Ethics as we will be completing our timed essay on this in our first lesson back.

Week	Aim	Task	Tick when completed
1	Reflection and improvement	Complete next steps and rewrites of any chosen essays from your PPEs	
2	Business Ethics Reading	Complete the extra reading on both Kant and Utilitarianism for business ethics – these should be highlighted and annotated or make your own notes from these Business Ethics and Kant.pdf Business Ethics and Utilitarianism.pdf	
3	Business Ethics Revision Notes	Complete your revision notes for the Business Ethics topic – these should be something that will also be useful for the final exam eg flashcards, posters, spec mindmap See below the online revision guide to help: Business Ethics Revision Guide.docx	
4	Business Ethics Exam Revision	A good method of revision is also planning/practicing essay questions. Choose from the ones below to prepare for the timed essay: <ul style="list-style-type: none"> Ethical theories are of little use in guiding business decisions on globalisation' Discuss. Critically assess the view that businesses have a moral duty to put their customers first. 'Corporate social responsibility is nothing more than a hypocritical attempt to make more profit.' Discuss. How successfully might a utilitarian approach be applied to issues arising in business ethics? 	
5	Pre-reading in preparation for new topic (Conscience)	Pre-Read and annotate the attached reading 'A Level Philosophy and Ethics Notes: Conscience' Conscience - Aquinas.pdf Conscience - Freud.pdf	

[Return to contents](#)

Sport BTEC

In January, you will be completing your Unit 1 – Anatomy & Physiology exam. This exam is 90 minutes and tests your knowledge across 5 different topics. The final topic; energy systems, is the one that is generally proven to be more difficult. Your summer work will allow you to develop a foundation level of understanding of this topic and begin to apply this knowledge to a range of sporting examples.

Task 1

Read and make notes on the following text book pages: Learning Aim E

Task 2

Complete some additional reading on the topic using the below resources to add to your notes:

- EverLearner - <https://theeverlearner.com/course/btec/btec-level-5-sport-unit-1-anatomy-and-physiology> 'Effects of Exercise on the Energy Systems'
- PE Resource Bank - <https://www.peresourcesbank.co.uk/wp-content/uploads/2022/01/The-effect-of-exercise-on-the-energy-systems.pdf>
- Quizlet - <https://quizlet.com/gb/276949690/energy-systems-btec-sport-flash-cards/>

Task 3

Create a presentation on your understanding of the energy systems using the structure listed below. You will be delivering this in class to your peers and teachers so you should consider other resources you may wish to use to demonstrate your knowledge.

Slide 1 – What is ATP and what is its' role in muscle contraction?

Slide 2 – The ATP-PC system (including the process, duration & intensity, recovery time, examples of use in sport)

Slide 3 – The lactate system (including the process, duration & intensity, recovery time, examples of use in sport)

Slide 4 – The aerobic system (including the site of reaction, the process, duration & intensity, recovery time, examples of use in sport)

Slide 5 – How do the energy systems adapt as a result of exercise?

Slide 6 – How do the energy systems work in combination with one another? Use sporting examples to illustrate this.

Slide 7 – Any other information you have found out.

Note – When applying to sports, to achieve higher marks you would be advised to do both of the below:

- Choose 1 sport, pick 3 skills to highlight the energy systems working in combinations (1 per system)
- Choose 3 different, contrasting, sports that really highlight the difference.

[Return to contents](#)