



SIXTH FORM TASTER DAY

Life drawing

OUR COURSE:

- Awarding body: Edexcel
- Component 1 (Worth 60% of final grade): Coursework throughout both year 12 and 13.
- Component 2 (Worth 40% of final grade):
- Exam consisting of 8 weeks of preparatory studies and a 15 hour timed exam. This takes place at the end of year 13.



HUMAN BOUNDARIES

- Initial project based around the theme of 'Human Boundaries'.
- You explore still life, portraiture & animals through the theme of Human Boundaries.
- A series of workshops are taught within the project to introduce students to new media and processes.



PERSONAL STUDY

- This project will start in term 3 of year 12 and end in Term 2 of year 13. This will be the final project before your exam unit.
- You are expected to complete a research task (as a creative) and explore a topic in Art, Craft & Design.
- This can be creative, political, conceptual and personal... the choice is yours – just make sure you're invested!



WHY CHOOSE THIS COURSE?

- Explore in-depth skills in drawing, photography and painting.
- Opportunity to undertake workshops in a variety of media and techniques.
- Experiment with your own ideas linking to your own chosen theme.
- Develop independence
- Move on to a creative future

MARKING CRITERIA

- Students are marked in the following four areas:
- AO1: Developing an idea/artist research
- AO2: Experimenting with different media
- AO3: Recording through drawing, photography and annotation.
- AO4: Personal response (final outcome).

WHAT WE EXPECT FROM YOU:

Our students

Time manage.


Work independently.

Think outside the box.

Use their own initiative.

Are aware of their strengths and weaknesses.

Can communicate ideas clearly both verbally and visually.



THE DEPARTMENT!

Let's do a walk through!

TADSTER DAY TASK:

Please collect an easel some media for mark making and some A2 paper.

We will be sitting around a plinth in a circle, you have the time of this lesson to complete a observational study of the model in front of you.

Think about the showing the contrast of highlight and shadow, how will you use your knowledge from GCSE and apply it to this task?



SUMMER HOMEWORK

ART, CRAFT & DESIGN

TASK 1 – Choose a current headline and create a mind map(s) linking to it. Think about objects, personal links and potential artists you could explore.

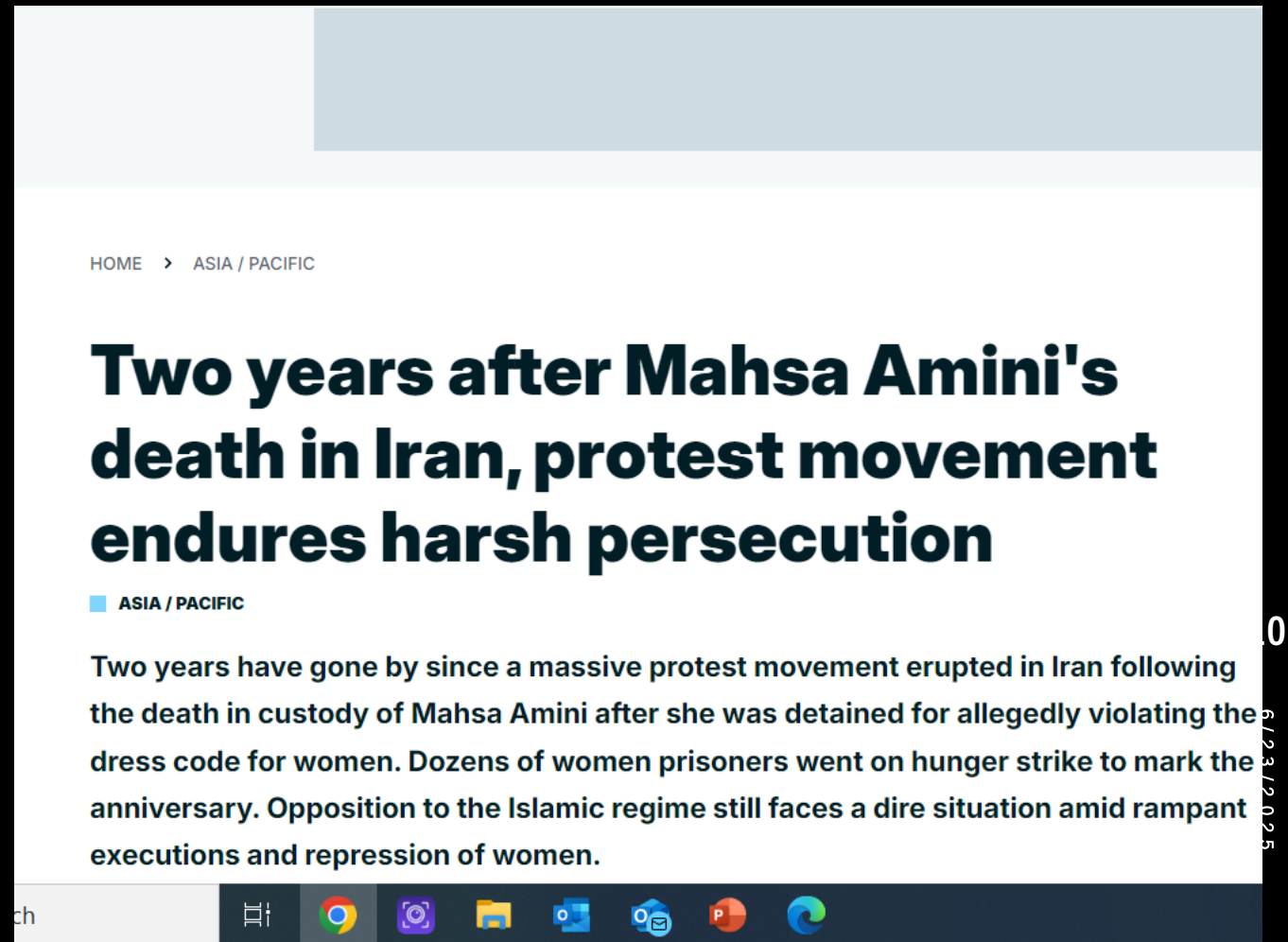
This should be completed on the top half of an A3 page.

The top half should contain:

Your headline

A short reason why you choose this headline and why it is important to be explored.

A range of mind maps for each different area you wish to explore linking to the headline.




TASK 2:

In the bottom half of the A3 page, please complete 3 detailed tonal observational linking to your headline. The subject matter should be your choice and please place key focus on the layout.

Your page should contain:

3 tonal detailed observations

Annotations explaining their relevance and how this has helped trigger an idea for an outcome.



TASK 3:

On your next page I would like you to practically research and respond to an artist linking to your headline.

*Make sure your subject matter is the same as your observational studies.

Your page must contain:

Title – Name of your artist

Image of their chosen work.

A brief overview about the work and why you have chosen it. Make sure you explain how it links to your theme and will help develop your work towards a final outcome.

An A4 pastiche of their work.



TASK 4:

For your final task you are expected to complete a final outcome, showing an idea development page linking your journey from your observations/artist to your final outcome.

Your final outcome should be A3

Please see below what you should present for your idea development page.

Your page must contain:

Title – Idea development

3 ideas as line drawing which are annotated with colour, tone and texture.

Underneath each idea you should explain the conceptual link for each idea and how it links back to the headline and artist.

*Highlight your chosen idea that you will complete for your final outcome.

