

**FURZE
PLATT**
SENIOR SCHOOL



Extended Project Qualification

AMBITIOUS

COLLABORATIVE

HAPPY

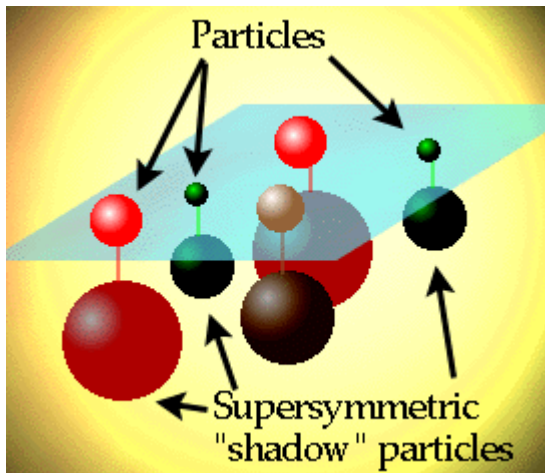
INTEGRITY

ENDURANCE

VERSATILITY

EXCELLENCE

What is the EPQ??



What is the EPQ

- The Extended Project Qualification is an opportunity to undertake a project of your choosing. The EPQ is a level 3 'free standing' qualification.
- The qualification comes with the point score equivalent of half an A-Level. It provides opportunity to develop skills in:
 - Research
 - Independent learning
 - Academic writing
 - Presentation
 - Referencing
 - Critical thinking

Why do one?



Personal satisfaction!

Academic development
and preparation for
university.



Developing transferable skills

What happens?

- The EPQ is an almost completely independent project where students identify a topic, conduct research and present their findings.
- Students can elect to do their project on anything they wish as long as their project does not directly overlap with content studied in their other A-Levels.
- Students have a 'supervisor' who provides some key teaching and provides advice and feedback throughout the course.

How is it assessed?

- Students' EPQs are most often completed in the written form – an academic dissertation of approximately 5000 words.
- Alternatively, students can produce an 'artefact', which may be a song or performance or a product that is physically constructed.
- Students are also required to produce:
 - A presentation on their project to a non-specialist audience
 - The Production Log (the formal document that tracks your progress)

Why undertake an EPQ?

- Most students who take an EPQ will do so to add depth and breadth to applications to 'High Tier' universities.
- These may include Oxbridge and the Russell Group universities.
- Many students however, take the EPQ to develop key critical thinking, project management or academic writing skills as laid out in the previous slide.

Oxford University

"The EPQ will however be a good indicator of your ability to conduct independent research and also undertake an extended piece of writing."

[Read more at Oxford University](#)

Leeds University

"In some cases admissions tutors may wish to make an alternative offer applicants, one of which involves successful completion of the Extended Project (eg AAA at A level or AAB plus the Extended Project)."

[Read more at Leeds University](#)

University of Glasgow

"The University very much values the Extended Project and its role in preparing students for a successful higher education experience."

[Read more at the University of Glasgow](#)

Daily Mail

"University Tie breaker"

[Read more at the Daily Mail](#)

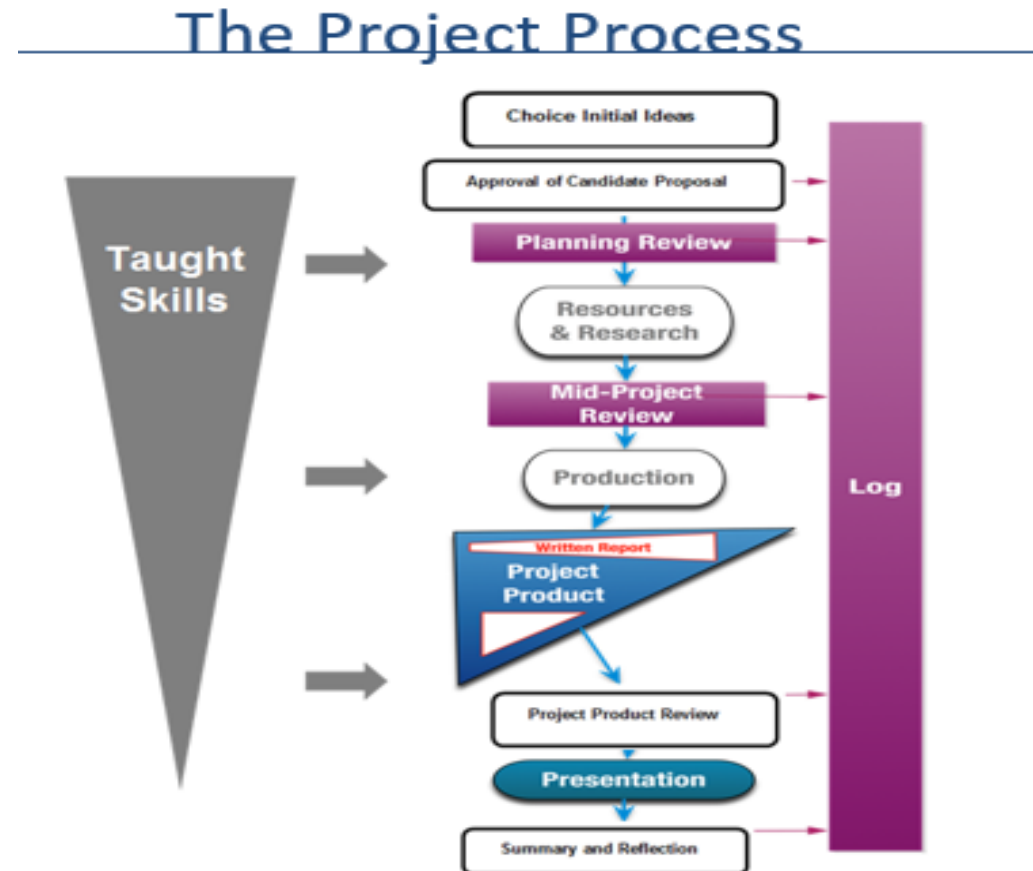
Aims

Project Qualifications offer opportunities for students to:

- Develop and improve their own learning and performance as critical, reflective and independent students
- Develop and apply decision-making and problem-solving skills
- Extend their planning, research, critical thinking, analysis, synthesis, evaluation and presentation skills
- Develop and apply skills creatively, demonstrating initiative and enterprise
- Use their learning experiences to support their aspirations for further study and/or career development
- Transfer skills developed as part of their project to other areas of study

The Process

- Students learn key skills at the start of the course in areas such as:
 - Academic reading skills
 - Academic writing skills
 - Ethical research
 - Referencing
 - Plagiarism
 - Presentation skills
- Students have specific, calendared points throughout the course to review their project progress.
- The Production Log is kept by students to record their progress throughout the course.



Assessment Objectives

	Assessment Objectives	Weighting
AO1	<p>Manage</p> <p>Identify, design, plan, and carry out a project, applying a range of skills, strategies and methods to achieve objectives.</p>	20%
AO2	<p>Use Resources</p> <p>Research, critically select, organise and use information, and select and use a range of resources. Analyse data apply relevantly and demonstrate understanding of any links, connections and complexities of the topic.</p>	20%
AO3	<p>Develop and Realise</p> <p>Select and use a range of skills, including, where appropriate, new technologies and problem-solving, to take decisions critically and achieve planned outcomes.</p>	40%
AO4	<p>Review</p> <p>Evaluate all aspects of the extended project, including outcomes in relation to stated objectives and own learning and performance. Select and use a range of communication skills and media to present evidenced project outcomes and conclusions in an appropriate format.</p>	20%

What is the Production Log?

- The Production Log is how you record all of your thoughts, developments, decisions and improvements to your project.
- It is broken down into sections that you complete as you go.
- It is also where your Supervisor records their feedback and marks and is the main official record that goes off to the exam board.

Project Q

PROJECT Q | PROJECT QUALIFICATIONS MANAGER

Project Q Enquire


Welcome

Email

Password

LOGIN


or login with

 SIGN IN WITH MICROSOFT 365


RESET PASSWORD

STUDENT REGISTER

Access further information and support at www.projectq.co.



t: 01772 367076 e: support@projectq.co



Project Q

- Project Q is a project management platform that is specifically designed to help you plan, prepare and present your Production Log.
- It's a great piece of software that keeps an ongoing record of your work and progress.
- When you get to the end of the course you hit print and your Production Log is downloaded ready to send to AQA on their headed paper – no fuss and really quick.
- It's brilliant!

Frequently asked questions

How should I choose a subject/ topic?

- Choose a subject that you are interested in and enjoy.
 - This should be outside of your A-Level subjects
- Think about how this may help your university application or show a breadth of interest/ knowledge.
 - Helpful in finding courses
 - Helpful in showing your academic ability to universities
- Think about how to formulate a question to research – be specific about what you want to prove or find out !

Frequently asked questions

How much time should I spend on it?

- 120 guided learning hours
- 90 of these independent
- 30 hours are 'taught skills'
 - Your Project Supervisor delivers this

How long should it be?

- Depends on the type of project!
- All students must submit a written report for assessment of between 1000 and 5000 words (not a lot!)
- The exact length of each written report will depend on if it is completely written or has another practical section to it.

Frequently asked questions

What should the written report contain?

- The written report or record is likely to contain the following:
 - Sources of research
 - Planning for what you will include in your project
 - Critical analysis of how your project develops
 - Any surveys that you need to carry out
 - An account of how your skills or thoughts have developed as a result of the project
 - A conclusion that evaluates how successfully the project has been
- Is there anything else I need to do?
 - Complete the Production Log
 - Deliver a presentation

Can I be doing any preparation work?

- Yes, definitely!
- If you've not heard of MOOCs before (these are Massive Open Online Courses) – check out the two links below for some great introduction to EPQs and project management. Both are well worth a look.

<https://www.futurelearn.com/courses/research-project>

<https://www.futurelearn.com/courses/research-project>

Thank You

Do you have any questions now?

If you have any questions later, please ask in school or via email.