

Important attendance messages for all.

- Please remember to record your absence on Class charts by 8.45am so it can be picked up by attendance.
- If you are late to a lesson, it is your responsibility to tell the teacher you have arrived so that they can change your mark. This will help prevent you from getting a C4 DT.
- Too many students are leaving site unwell without following the Sixth Form policy. If you are unwell:
 - You must go to speak to the nurse.
 - The nurse will then assess you and decide if you need to go home. If they decide you need to go home, they will contact home so that we receive permission for you to leave school.
 - You **must not** leave site without permission as this is a safeguarding issue – we need to know where you are at all times.
 - We do not want to sanction students for not following these rules, but will do so if necessary.
- You **must** sign out and sign back in when you go of site. Again, this is a safeguarding expectation! If there is a fire, we need to know who is not on site - <https://forms.office.com/e/Qpe50V1LBj> to do this quickly!
- If you are late to form twice in a week, you will be issued a C3 DT by your form tutor.
- We require proof of medical appointments (dentist, GP etc.) when recording absence. If you do not provide this, it will be marked as unauthorised and you may be issued a truancy DT.



Sixth Form Weekly News - The Headlines:

- A reminder of the procedure for if the teacher is not in your lesson: the teacher will have set work to complete and unless another arrangement has been agreed, you are to remain in that lesson.
- A reminder that the library is a place to study. Please do not have food or drink in there.
- Uniform - It is a requirement to wear a suit for all students. If you forget a suit jacket, please go to Mrs Pasa. These should not be left in your car!
- Lanyards- these must be always worn. It is a safeguarding requirement. It is the same for staff.
- TSS – to reiterate:
 - 1) TSS is for Silent Study – this means that people in the booths also need to be quiet. If you want to chat, or work on a project together, please use the canteen or the common room.
 - 2) There is a seating plan in place for a reason. By now, you know who you sit with, so please stick to it and don't try to sit with other people. The actual location of the table may change where you sit BUT the people should remain the same.
 - 3) Sit in the seating plan immediately at the beginning of the session – treat this like any other lesson. You should not be socialising in the booths when the session has started
 - 4) Please sit in a professional manner – not with legs up on the seats or benches.
 - 5) You can't use the Booths when you have a free but you may ask to join TSS
- If you know you are going to be absent from a lesson for a test, trip or appointment, it is courteous to email the teacher and explain you will be absent. You will be expected to catch up on missed work.
- Form time is compulsorily for all students.
- Please ensure that you answer your name when a teacher registers you for your lesson, otherwise it will come up as truancy and you will receive an after school detention. Detentions for truancy take place daily in P1 and P5. These are 30minute detentions. The consequence of missing this detention is isolation in your feed period the following day.

Upcoming dates:

21st November- Sixth Form Open Evening
22nd November- UCAS deadline
28th November- Year 13 Reports published
29th November- Inset day
12th December- Year 13 Parents' Evening





Let's Do This!



Welcome back to Term 2! On Monday, we talked about the fact that your Y12 courses are a long-term project and that each day you should be thoughtfully making positive steps in the right direction with regards to study, seeking advice and establishing your path for post-Sixth Form.

One way that we can be making sure that our study is thoughtful is by making use of a technique called a “foldable”. This strategy requires you to consolidate your understanding of a topic issue four times and then provides you with three-layered opportunities to test your knowledge and understanding. It is effective in most subjects and can help with consolidating and testing so it is worth a try!

Using Folding Frenzy



Notes

Students write a page of notes on a piece of blank paper on a specifically chosen topic. Focussing on;

1. key vocabulary
2. summarising content
3. using symbols

Fold



Graphic Organiser

Students then create a graphic organiser representing the core terminology of the notes.

Fold



Flashcard

Students write down 5/6 keywords that summarise the topic.

Flip



Symbols

Students use the symbols from their original notes.

It is important that you **use** this resource after it has been created and you can do that by testing yourself on key-terms and symbols and unfolding the resource to check your understanding where needed.

Ultimately – any time you are studying should be meaningful to ensure that you are not wasting your time. Use it wisely so that you have balance!

Have a great weekend!

Year 13



Welcome back Year 13. Term 2 and we've hit the ground running. A reminder to not let standards slip. Aim high, push yourself and you will reap the rewards.

This term in tutor we are focusing on careers on a Tuesday and Thursday and metacognition on a Wednesday.

Careers:

Mrs Beale has sent out a detailed e-mail with reminders and tips for where you can go for support. There is also a lot of information in this Newsletter.



Metacognition:

Metacognition involves understanding how we learn and being able to actively reflect on our learning behaviours, to aid our progress.

Reflect on your practice:

What was the most useful strategy when studying independently last term?

What did you find difficult about studying independently?



What strategies did you use to study and how successful were these?

How will these study skills improve your work?

What can you do better this term?

What do you need to do to improve your independent study habits this term?

If metacognition is something you find interesting and would like to find out more- here is a pod cast and a booking linking metacognition to study skills



We ended the week on a high celebrating 100s of names who achieved great things last term, whether than was reward points, gaining their ACHIEVE badges, attendance, recognition from subjects, punctuality to school and attitude to learning. It is fantastic to see so many students making the right choices and consistent high expectations of themselves. Well done, Year 13



Personal Statement

We are now in full swing of UCAS send offs. Early applicant deadline is Tuesday 15th and we have already send off a number of UCAS applications.

UCAS DEADLINE IS FAST APPROACHING
22nd November is the deadline for UCAS applications- 2 school weeks away

Personal statements – don't delay!

If you haven't completed your statement yet, please consider why. It might be that:

- 1) You aren't applying to university.** If this is the case, you will still need to write a letter of application for the job/apprenticeship you're applying for. The personal statement will mirror this and so you should still write one!
- 2) You're not sure about what you want to study or where you want to apply to.** If this is the case, get out on Open Days as soon as you can, watch Virtual Open Days and do the leg work on Unifrog/UCAS!
- 3) You don't know how to start.** If this is the case, consider the following process:

Consider your WHY:

- What do you find interesting about English Literature - maybe you're fascinated by etymology? What is it about Law that you find interesting?
- If you don't know your WHY – the Unifrog Subject area has information on what you can read/watch/listen to that you can use to evidence your interest.
- Don't worry about how it sounds. Even single sentences as a list to start off with works – you can worry about flow later.

Consider your WHAT:

- How do your subjects help prepare you for studying this at university? Consider the soft skills you have developed (i.e. team work, evaluation, argument, debate, analysis) that are appropriate for this field.
- You should aim to refer to each of your subjects. What skills have they given you and how will these help?
- What else have you done that helps with this? Work experience? Extra curriculars that provide you with experience or skill?

Just start writing – Good luck!

Personal Statement reminders

What to do if you think you are ready?

Before you do your UCAS send off with Mr Ging or Mrs Kalinowski, your tutor has to have gone through the application. Once your tutor is happy, they e-mail Mrs Kalinowski/Mr Ging and they will book you in for an appointment. Don't delay- appointments get booked up so if you want this to be sent off sooner rather than later- book a 1:1 with your tutor ASAP

TOP TIPS

To show interested in the course you are applying for is one of the most important thing in your personal statement. You need to show how you are engaging in academic super curricular work. This might be a interview you have watched, a theorist you have researched, an article you have read or a debate in the field. This is why we are giving you a form time a week to engage in super curricular work. This is NOT EXTRA CURRICULAR. Super curricular is the engagement with an academic aspect of your course which is above and beyond what you are doing in lesson.

There is a wealth of super curricular work on FP cloud here:

Super Curriculum

There is also work on Unifrog here:



Something else you could do is look at the reading list for the courses you are applying for and read some of the work.

If you still are not sure on the course or area of apprenticeship you want to do, remember, UCAS Hub has taster sessions to try.

Places you can go for help:

- UCAS: <https://www.ucas.com/explore/search/advice?query=personal%20statement> (loads of guides and support on this page)
-
- The Uni Guide: <https://www.theuniguide.co.uk/advice/personal-statements/writing-your-personal-statement>
-
- Specific universities (this example is from Aston university): <https://www2.aston.ac.uk/study/advice-on-applying-to-university/examples-of-personal-statements>



A reminder of Thursday's Careers session & useful websites (also emailed to you)

If you are still unsure of what you want to do, here are some careers tests/quizzes:

<https://www.prospects.ac.uk/job-match>

<https://nationalcareers.service.gov.uk/discover-your-skills-and-careers>

For apprenticeships, look:

- Directly on the Employer's or university websites
- In our newsletter
- Government apprentice website: <https://tinyurl.com/4fa9yhby>
- UCAS: <https://www.ucas.com/apprenticeships>
- Rate my apprenticeship: <https://www.ratemyapprenticeship.co.uk/search-jobs>
- Not Going to Uni: <https://notgoingtouni.co.uk/opportunities>
- Get My First Job: <https://www.getmyfirstjob.co.uk/>
- Indeed: <https://tinyurl.com/bdza9jt7>
- <https://apprentago.co.uk/>

To go straight into work:

<https://www.allaboutschoollleavers.co.uk/>

<https://www.learningtowork.org.uk/the-work-ready-club/>

To find out about Labour Market Information (LMI) = i.e., which jobs & industries are trending, which career routes may be "safer" and which may be more at risk of becoming redundant, where there are skills shortages, salary expectations, and more!

Locally: <https://www.thamesvalleyberkshire.co.uk/getfile/careers-in-berkshire-labour-market-information-2023.pdf>

Nationally: https://www.lmiforall.org.uk/explore_lmi/ and <https://www.lmiforall.org.uk/careerometer/>

In the US: <https://www.myvisajobs.com/reports/green-card/>

Europe: https://eures.europa.eu/living-and-working/labour-market-information_en






Futures Festival at Pinewood Studios

Thinking of going into the Film Industry?

Register here to be added to the Careers Mailing List at Pinewood Studios. You will get prior notice of when tickets go on sale for their Futures Festival in Feb/March:

<https://pinewoodgroup.com/pinewood-today/futures-festival>



The Work Ready Club

Planning to go straight into work after 6th Form?

Join the Work Ready Club who meet once a month on-line to network with local employers and like-minded 16 to 19 year olds

<https://www.learningtowork.org.uk/the-work-ready-club/>



The Work Ready Club

**Register for your FREE
Work Ready Club Membership**

Find out about careers
Get ready for work
Meet local employers
Learn how to network
Develop your self-confidence



Auditions for Disneyland Paris

Calling all Drama students!

Disneyland Paris are looking for Character & Parade Look-Alikes. They are holding auditions in London in November. Sign up here to join the Open Auditions to find out more about this and other casting opportunities

<https://openauditions.uk/sign-up>



Insight evenings into Law

Thinking of going into Law?

Sign up for two free, on-line Insight Evenings to find out more

Mon 11th Nov from 5 to 6pm with Charles Russell Speechlys **to find out about their Solicitor Apprenticeship Programme:**

<https://www.surveymonkey.com/r/CRS-LawEvent>

Thurs 14th Nov from 5 to 6.30pm with Baker McKenzie **to find out more about their opportunities to work abroad**

<https://www.surveymonkey.com/r/Baker-McKenzie>

Charles Russell Speechlys

Baker McKenzie.

Reminder- Rules for Sixth Form Students

Driving Cars to School



The following information can be found here: Sixth Form Handbook

Driving lessons must not be arranged during school time. Students may however arrange a lesson immediately prior to a test. You should notify the Sixth Form Manager Mrs Pasa (mary.pasa@furzeplatt.net) well in advance when you have a test during school time.

The following rules must be observed at all times:-

- Sixth Form students who wish to drive to and from school should apply for permission from the Sixth Form Manager. Driving permit forms are available from Mrs Pasa at Sixth Form reception. Permission is ultimately at the school's discretion and should generally be sought only if other suitable forms of transport are unavailable. We encourage students to use public transport whenever possible and to walk to the school if they live nearby.
- Any student driving to school must possess a current full driving license. Students' parents/carers must confirm that the vehicle authorised for use, is fully taxed, fully insured against all risks, and has a current MOT certificate. The relevant documentary evidence must be submitted to the Sixth Form Manager. Once this evidence is provided students will be able to have their personal ID badge upgraded to include vehicle gate access.
- Cars should be parked in the gravel car park near Humanities at all times. This is necessary to avoid congestion and parking problems and for pedestrian safety.
- Those students who are learning to drive should not drive on to the school site, even whilst under the supervision of an instructor.
- Sixth Form students are reminded of the importance of safe driving. The provisions of the highway code must be respected at all times, as must all legal and other provisions affecting drivers and passengers (including the use of mobile phones). No-one else's car is to be manhandled or interfered with in any way. It is specifically forbidden for any Sixth Form student to drive another student's vehicle.
- Year 12 students must not use their cars during the course of the school day. Cars must be used strictly as a means of transport to and from school. Year 13 students may leave site in their cars during free periods but may not leave site in their cars during break 1 or break 2 for safety reasons.
- Students may travel to an authorised activity with the permission of a member of staff and permission is subject to the provisions of rules 1 and 2 above. Before they travel to a school activity in another student's car, the passenger must give a letter giving permission to do so from their parents, to the teacher in charge of that activity.
- The registration number of any car which may be driven to school must be notified to the Sixth Form Manager on the pro forma provided. Any subsequent changes in the registration details of a student's car must be notified to the Head of Sixth Form in advance of it being driven to school.
- Eating in cars should be avoided, and car radios should never be left on at such a volume as to disturb others while cars are parked there. Any litter from parked cars should be deposited in the nearest rubbish bin.
- The speed limit on school grounds is 5 mph.

Any Sixth Form student who ignores and/or breaks the rules is liable to have permission to drive to school withdrawn.

Opportunities to engage with



- Upcoming talks from Speakers4Schools can be found here - <https://www.speakersforschools.org/upcoming-broadcasts/>
- Upcoming careers and employment opportunities through Speakers4Schools can be found here - <https://www.canva.com/design/DAFgWrcGXkU/DtycRdW77kMpQi8TB9Qjrg/view#1>
- Sign up to <https://pathwayctm.com/student-register/> for free to engage with opportunities from the UK's top employers.
- Not sure what your goal or ambition is? Make use of the Unifrog subject search tool to find out more about careers linked to your current subjects

Law and Legal studies

+ In a nutshell

+ Getting in

+ Decisions

+ Statement

+ Reference

+ Geek out

+ Recommendations: Read

+ Recommendations: Watch

+ Recommendations: Listen

+ Explore

Save to Favourites? 

These are great for exploring in your study periods!

Our school communication systems within the Sixth Form

The following platforms and systems are used across the school. Please get in touch (sixthform.admin@furzeplatt.net) if you have any issues with these systems.

- Parentmail – this is how information about the school will be communicated home and acts as a payment platform for trips etc.
- Classcharts – this is an attendance and behaviour monitoring tool and the only way to report absences. This must be done by 8.45am daily.
- Go4Schools – this is how reports will get home about working at grades, attitude to learning and predicted grades.
- Parents' Evening booking system – this will go live nearer the time of parents' evening and we will be in contact with regards to this.

