

**FURZE
PLATT**
SENIOR SCHOOL



PREPARING TO SUCCEED

In Year 11

AMBITIOUS

COLLABORATIVE

HAPPY

INTEGRITY

ENDURANCE

VERSATILITY

EXCELLENCE

Pastoral Structure

Head of
Progress: Mr
Djaelani



Pastoral
Manager: Miss
Harper



Head of Key Stage
4



Mrs Feather – Key Stage 4 Raising Achievement Manager.



Year 11 Tutor Team

11.1	11LDK	<i>Ms De Klerk</i>	BS1
11.2	11DAT	<i>Mr Tipp</i>	Gen4
11.3	11SAM	<i>Miss Moodley</i>	E4
11.4	11JNW	<i>Mr Wellard-Jeffs</i>	H4
11.5	11NOY	<i>Ms Yousef</i>	BS2
11.6	11PEB	<i>Mr Brown</i>	E10
11.7	11ROA	<i>Mr Alonso</i>	ML3
11.8	11DEN	<i>Ms Nelson & Ms Carty</i>	IT4
11.9	11GM	<i>Mr Melville</i>	S8

Half of the way there...

1. Maths GCSE
2. English Language GCSE and English Literature GCSE
3. Either Double or Triple Science GCSEs
4. Four other GCSEs

In Year 10.. A year's teaching
Non-Exam Assessments in a few subjects

Now Year 11 ..Another year's teaching
Non-Exam Assessments in a few subjects
Pre-Public Examinations (PPEs) in November 2024
Maths and English PPEs intermittently throughout the year
Examinations - 8th May – 18th June 2025

Pre-Public Examinations (PPE)

PPEs - 7th - 21st November 2024.

English & Maths PPEs

Yr11 English PPEs 2024-25

Date	No of Exams	Length(s)	Tiered Y or N	Content (revision tips)
Fri 27/9/24	1	1hr	N	Language Component 2A
Thurs 9/1/25	1	1hr	N	Poetry
Wed 12/2/25	1	1hr 45 mins	N	Language Component 1 full
Mon 17/3/25	1	2hrs 30 mins	N	Literature Component 2 full
Tues 22/04/25	1	2hrs	N	Language Component 2 full

Yr11 Maths PPEs 2024-25

Date	No of Exams	Length(s)	Tiered Y or N	Content (revision tips)
Fri 27/9/24	1	1 hr 45 mins	Y	Non-Calculator (units 1-17)
Thurs 9/1/25	1	2 hrs 15mins	Y	Non- Calculator (all units)
Wed 12/2/25	1	2 hrs 15 mins	Y	Calculator (all units)
Mon 17/3/25?	1	2 hrs 15 mins	Y	Non-Calculator (all units)
Tues 22/04/25?	1	2 hr 15 mins	Y	Calculator (all units)

Why now?

Even at this stage, there are largely three different types of Year 11 student:

1. Hard-working, focused, organised, confident
2. Hard-working, anxious
3. Not yet hard working

How you do in your GCSEs does make a difference.

Your exams are sooner than you think

- There are about 35 weeks until exams start (Provisional)
- 29 weeks of term time, and 6 weeks of holiday

When your exams are:

First exam date is 8th May and the last exam date is 18th June 2025.

Furze Platt homepage / parents / exam information / Year 11

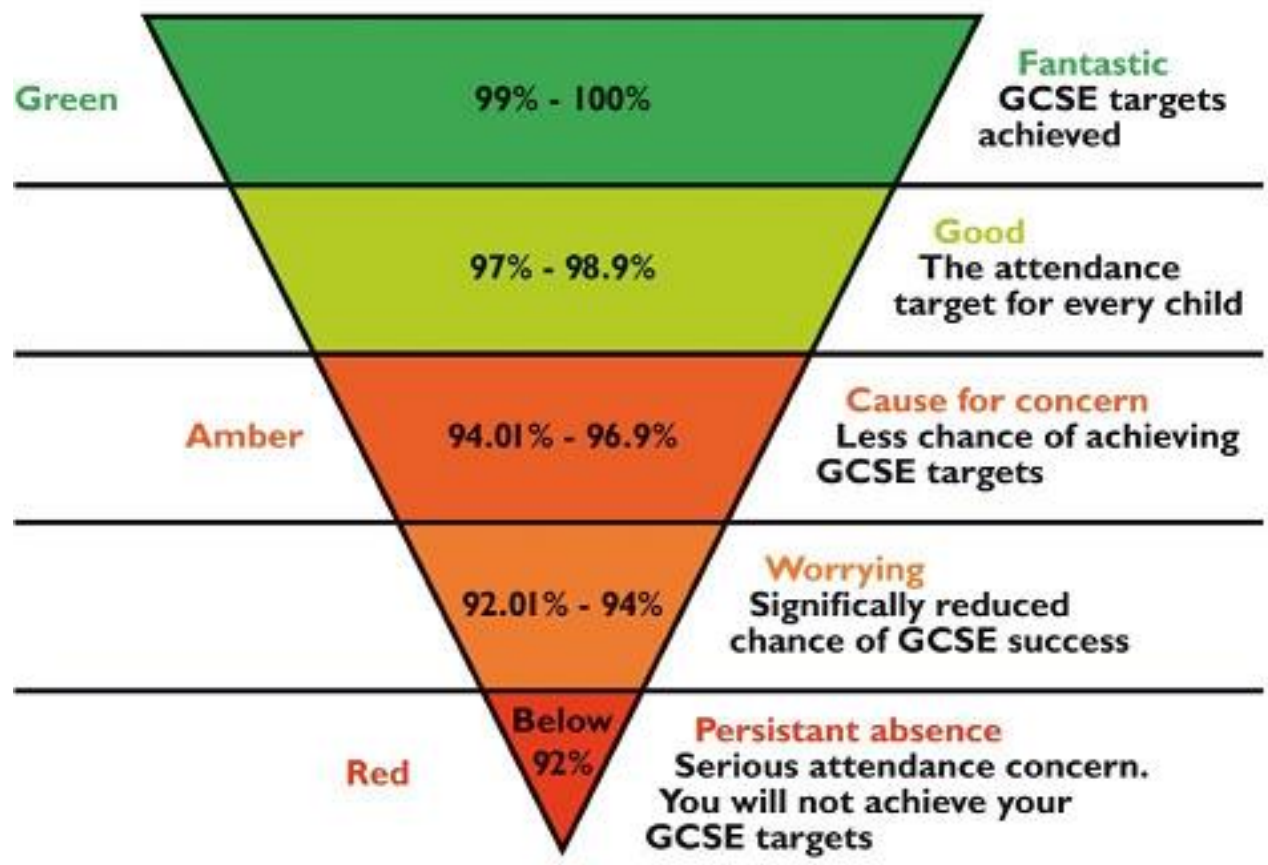
<http://www.furzeplatt.com/page/?title=Year+11&pid=151>

WHAT DO STUDENTS NEED TO KNOW?

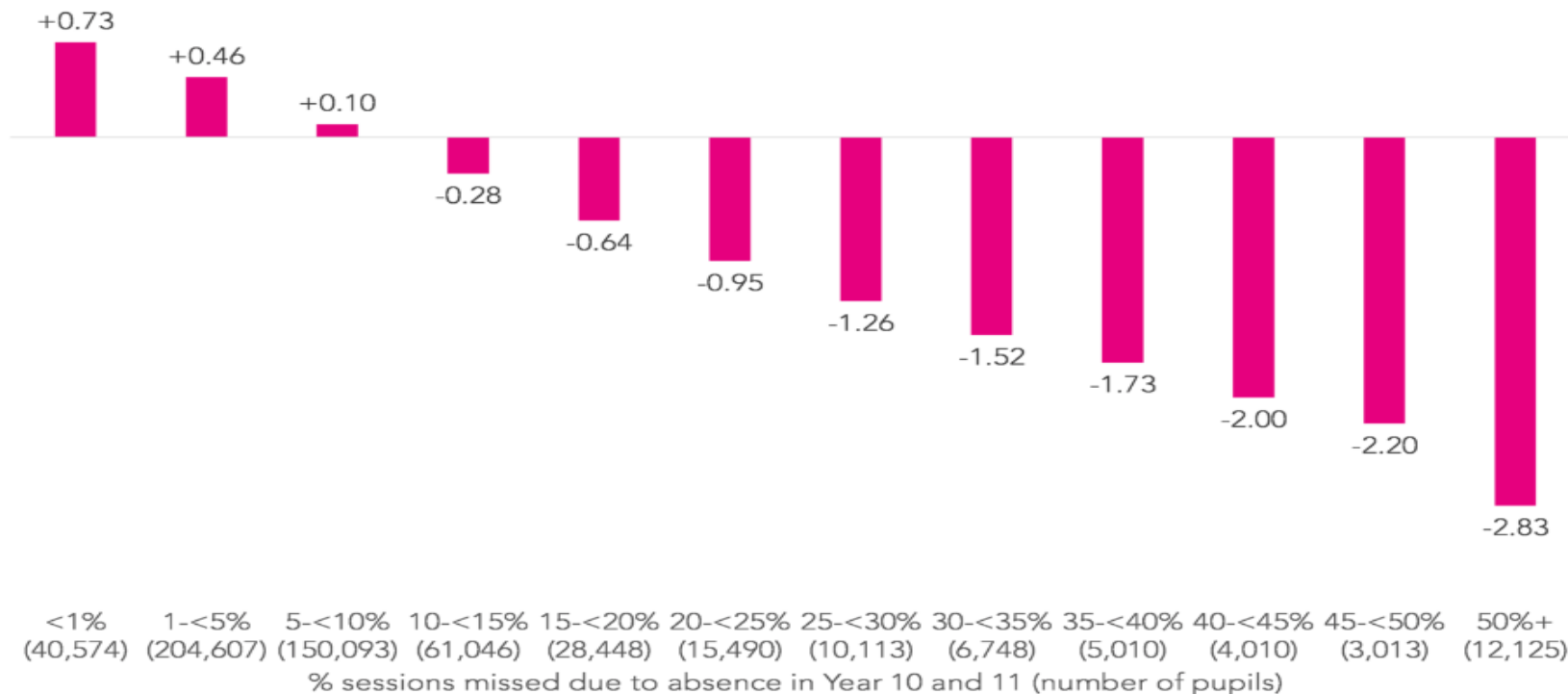


Attendance matters

Attendance Triangle



Average Progress 8 score by % absence in Year 10 and 11
Pupils in 2022 Key Stage 4 performance tables



20-25% of lessons missed means pupils scored
1 whole grade lower on average

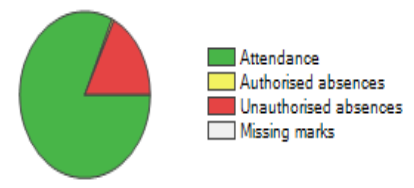
Low Attendance

Cause for Concern - Attendance



Year 11 Attendance

Possible sessions	346
Attendance	
Percentage	81.79%
Number of sessions	283
Of which lates	59
Authorised absences	2
Unauthorised absences	61



Year 11 GCSE Results

Subject	Official Target	Actual GCSE Grade
English	4	2
Maths	6	4
Science	5/4	4/3
P.E.	5	3
Food and Nutrition	5	3
Construction	Pass	Pass
D of E	Pass (bronze)	Pass

Attitude to Learning



- SLT Breaktime detention
- 10 Minute Personal Detention
- Homework not completed
- Late to lesson
- Missing books, equipment or PE kit
- SLT Afterschool 1 hour detention
- Refusal to work
- Eating in a lesson or chewing gum
- Inappropriate language
- HOD 1 hour detention
- Repeatedly not following instructions

Report

Requires Improvement - Effort & Concentration
Requires Improvement - Effort & Concentration
Cause for Concern - Behaviour
Cause for Concern - Effort & Concentration
Cause for Concern - Effort & Concentration
Cause for Concern - Home Learning
Requires Improvement - Effort & Concentration
Cause for Concern - Effort & Concentration

Year 11 GCSE

Subject	Official Target	Actual GCSE Grade
English	4	1/2
Maths	4+	3
Science	4/4	3/3
Drama	5	3
History	4	1
German	4	2
Digital Media	C	U

The Revision Process

1. Plan your revision timetable so you know what you will revise when. Most evenings, every weekend, most days in the holidays.
2. Make sure you know what content is required for each paper
3. Make sure you have all the notes. Condense that information – mind maps, cue cards, post it notes ...
4. Learn that information – read, cover, write, check
5. Practise past paper questions
6. Repeat steps 2-4 until you are fully confident.
Prioritise the things you got wrong or find hardest

Start by collecting all your information

- Do you know when your exams are?
 - Include PPEs and coursework
- Do you know where all your books for each subject are?
- Do you know where your assessment folders are?
- Do you need to sort out and organise them?
- Is there work that is missing? Copy it up or photocopy it.
- Do this **now**.

What is revision?



What to do now.....



- Revision timetables – do them, and use them
- Prioritise subjects
 - Insanity: doing the same thing over and over again and expecting different results
- Breaks – plan and plot them – nothing taxing
 - They help create new neurological connections
 - Too much will destroy them
- How to revise
 - Place them around your room and house (PE diet notes on fridge, etc)
 - Peer revision – play dates!
 - Parents can help
- Once you start, you'll find it's not insurmountable.....
 - Spend 50 times worrying about it = a portion of time to do it

Effort – now and D-Day



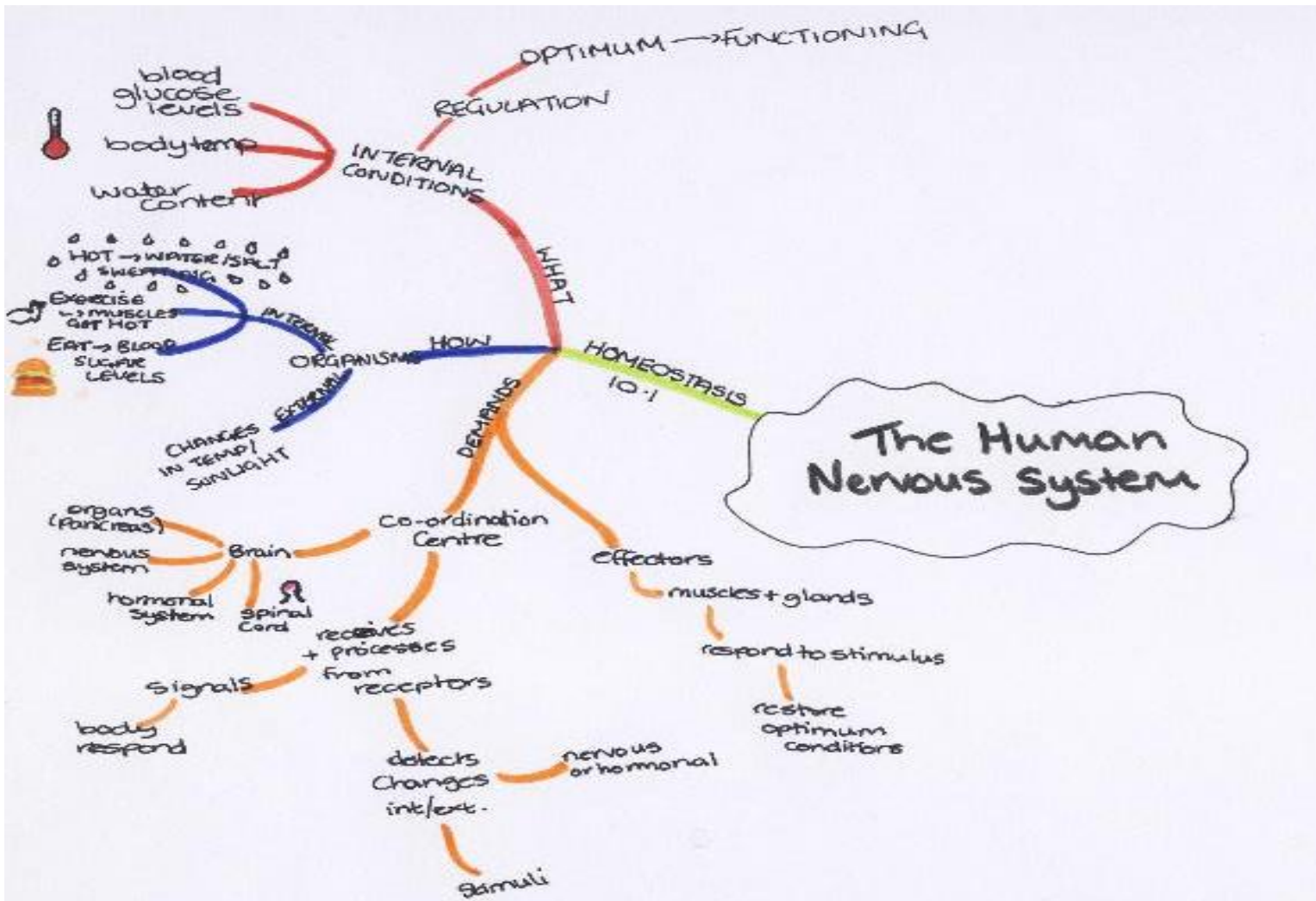
- Question
- If I asked you to give up 6 seconds out of this hour presentation, would that seem like a HUGE undertaking?

Effort – now and D-Day

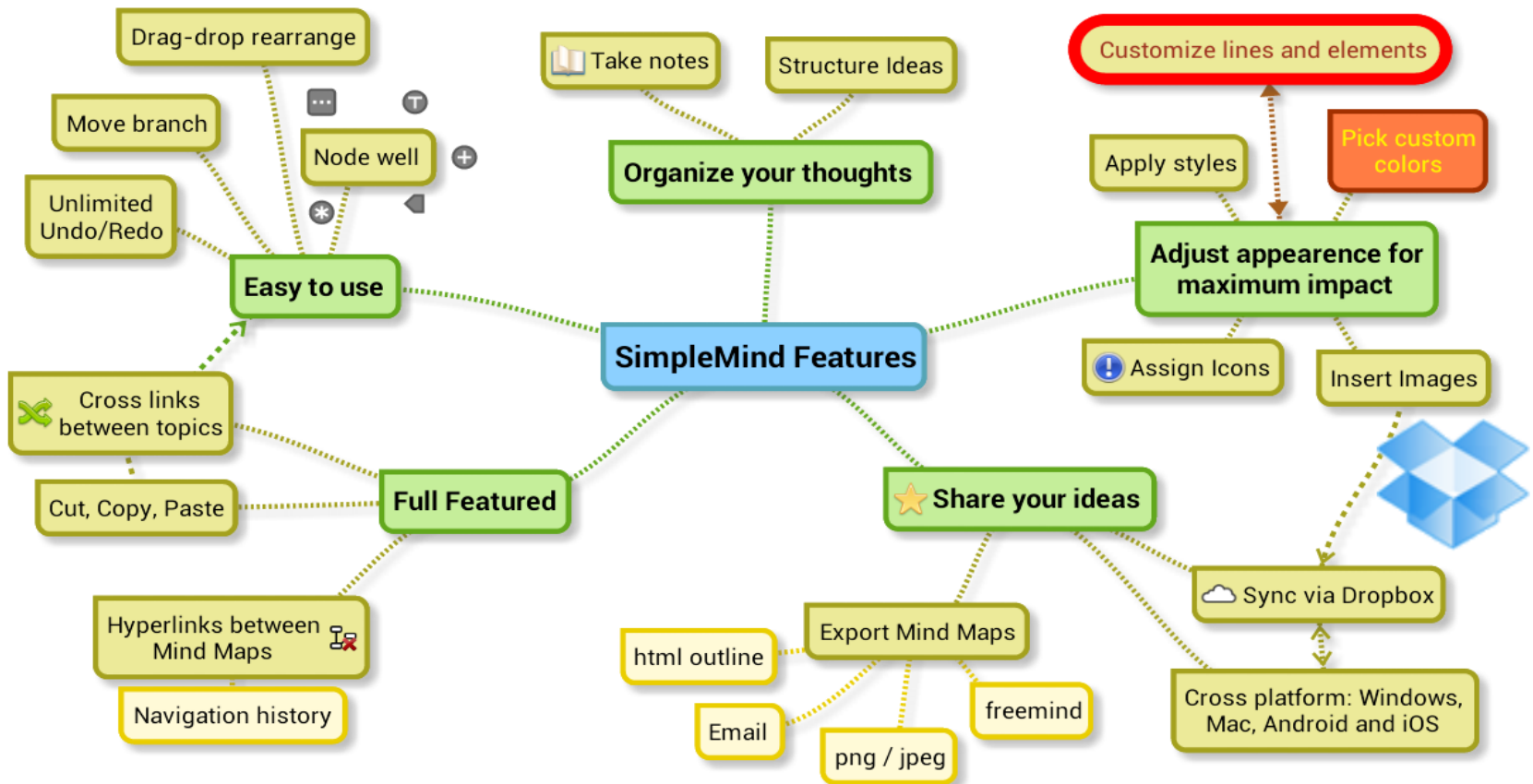


- Probably not
- If we said an hour represents an average life span, the equivalent of 6 seconds of that hour is the same time from now until the exams.
- SO??
 - To lose 6 seconds out of an hour **isn't a lot**
 - To lose some time to working and revision between now and May, **isn't a lot**
- **The minor loss will mean a massive gain**

Mind Maps



Mind Maps – on-line



*Simplemind mind-mapping app –
for smart phones and tablets
Paid version is better*



Cue Cards

Homeostasis

Organs cannot work properly if internal environment changing.

- Regulation
- Maintain optimum conditions

- Coordination
- Control
- Organisms detect changes=Temperature/Sunlight

Exercise= hot muscles
Eat food= blood sugar levels UP
Hot weather= Lose Water/Salt through sweat.

Receptors- Detect changes
(Stimuli)

Coordination Centre- Process Info-
Brain/Nervous System/Hormonal System/Spinal Cord/Pancreas

Effectors- Muscles/Glands
Restore Conditions.

Cycle of work

- Preparation (5 mins)
- Subject / topic (40-45 mins)
- Power break (5-10 mins)




Repeat this cycle **at least** 3 times in a day and you have the foundation of a solid revision schedule!

Where to study



- A dedicated space without distractions
- Room to allow an organised spread!
- Immediate access to all materials needed during study periods
- A timer or clock in view
- Music & the myth of the Mozart Effect

Where to study

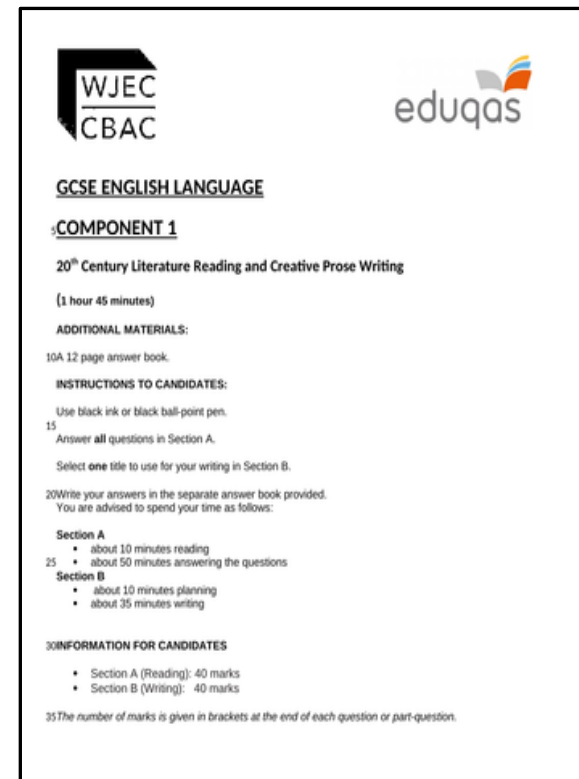


- Don't believe me?
- Either out-loud or in your head, start to say the alphabet backwards
- Zyx.....
- Not that easy after all



Past papers

- Past papers, mark schemes and examiners' reports are available online from each exam board this will help
 - Increase familiarity
 - Give a variety of topics
 - Identify learning gaps
 - Reduce anxiety
- Use them to test yourself and gauge your progress



How to use our revision site and revision guide

Students' revision information – from their **FP
Online home page**

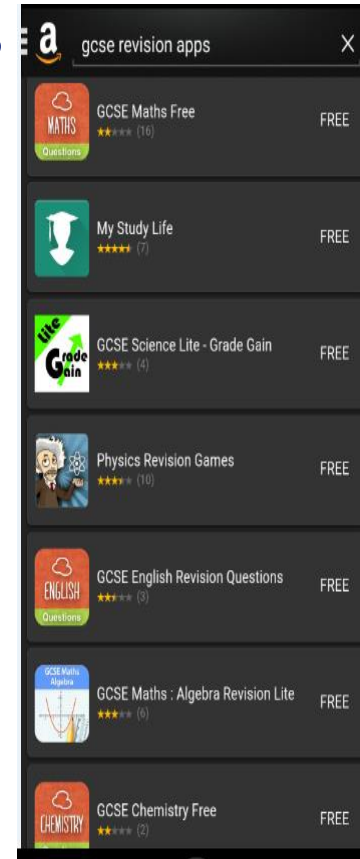
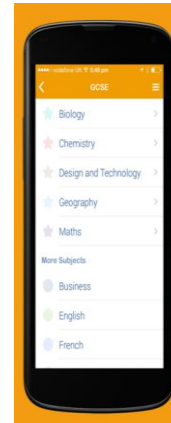
<https://sites.google.com/a/furzeplatt.com/year-11-revision-packs/home>

Our revision guide – find this under the **Parents /
Useful Information** section from FP Online

<http://www.furzeplatt.com/site/data/files/documents/Tips%20and%20Revision%20Guidance%20-%20Furze%20Platt%20year11%20gcse.pdf?pid=37>

For once, you *can* use your phone

- Quizlet (preferably quizzes set by teachers)
- Seneca Learning
- Gojimo
- Thumbsup Revision
- Khan academy - videos
- Podcasts – particularly useful for poems
 - www.audiopi.co.uk
- Past papers



GCSEPod

- 1000s of “pods” either on computer/laptop or mobile
- Nearly every GCSE subject covered
- Each video less than 5 mins
- Questions to check understanding
- Will be used regularly as part of homework - assignments
- Boost playlists – create for strengths and weaknesses
- Teachers can use to identify gaps
- All Y11 students have the chance to log on
- **Results will improve grades**
- Use to learn or consolidate knowledge

The top GCSEPod user last year was the school's top performer (exceeding all of expected predicted grades)



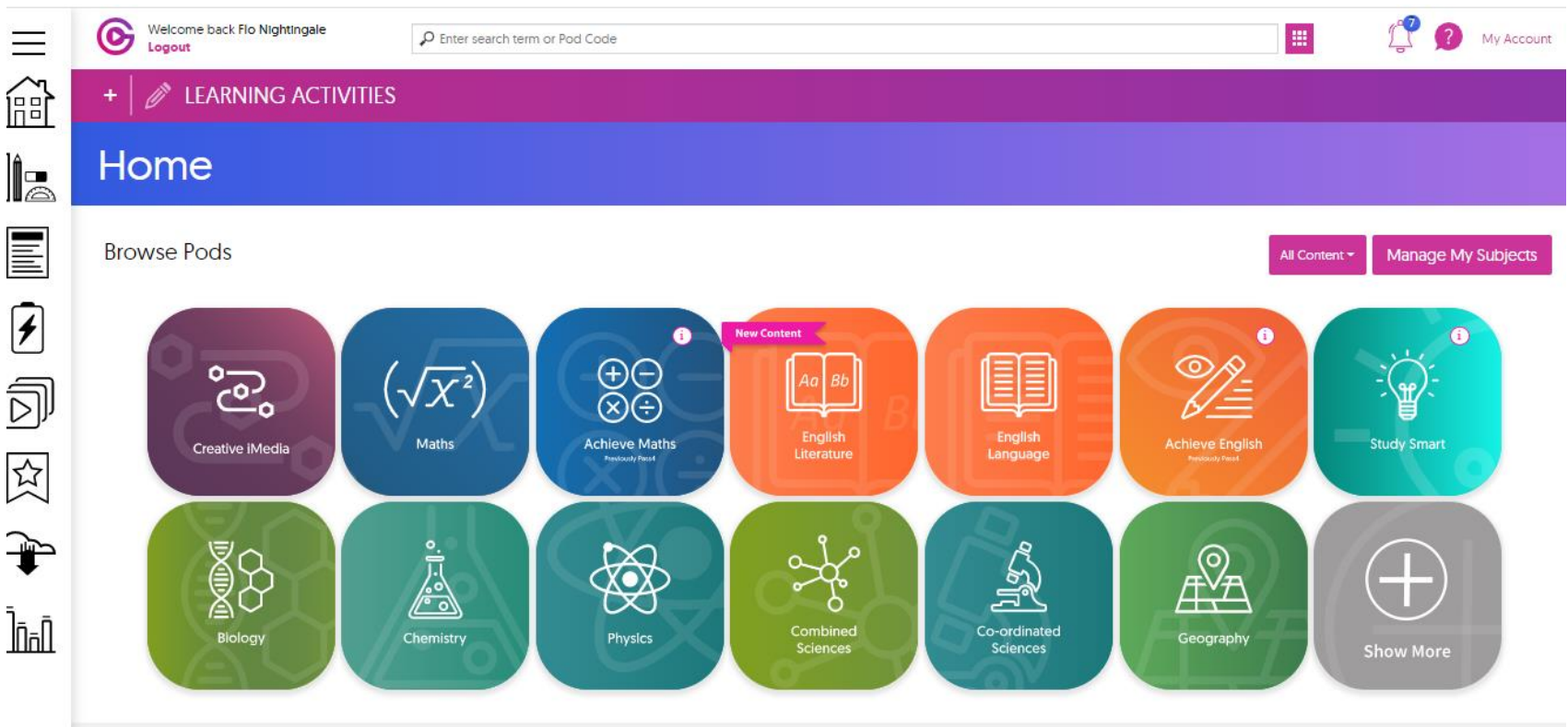
JUST LAUNCHED

An exciting new
e-learning platform
to help with your GCSEs

Helping your grades soar!
Log on now @ www.GCSEPod.com



- Getting the best out of it.....



The screenshot shows the GCSE Pod website interface. At the top, there is a navigation bar with a welcome message for 'Flo Nightingale', a search bar, and a 'Logout' button. Below this is a purple banner for 'LEARNING ACTIVITIES' and a blue 'Home' button. The main content area is titled 'Browse Pods' and features a grid of subject-specific icons. The subjects shown are Creative iMedia, Maths, Achieve Maths, English Literature (marked 'New Content'), English Language, Achieve English, Study Smart, Biology, Chemistry, Physics, Combined Sciences, Co-ordinated Sciences, and Geography. A 'Show More' button is located at the bottom right of the grid. On the left side, there is a vertical sidebar with various icons for navigation.

- Achieve Maths

– Cementing the foundations – aiming for your best

Module 1: Fractions	Module 2: Ratio and Proportion	Module 3: Percentages	Module 4: Decimals
Module 5: Charts and Graphs	Module 6: Expressions and sequences	Module 7: Forming and solving equations	Module 8: Perimeter, Area and Volume
Module 9: Probability and Statistics	Module 10: Lengths and Angles	Module 11: Number	Module 12: Geometry

- Cementing Foundations - Language


Module 1: Reading for Understanding: Fiction	Module 2: Creative Writing	Module 3: Comprehension and Using Textual Detail	Module 4: Writer's Use of Language and Structure: Fiction
Module 5: Evaluating the Text	Module 6: Reading for Understanding: Nonfiction	Module 7: Transactional Writing	Module 8: Synthesis and Summary
Module 9: Writer's Use of Language and Structure: Nonfiction	Module 10: Comparing Texts	Module 11: Writing to Present a Viewpoint and Crafting Your Writing	Module 12: Language, Punctuation and Sentences

Top Performer for GCSE results


"I used the platform multiple times a week for both refreshing and consolidating my knowledge of content along with also using it as a basis for flashcards and targeting areas to revise more - the questions 'check and challenge' function really helped with that. It was also really useful for giving an overview of books & poems in English which was great for pre-exam revision.""

Turn on The Subtitles

- the brain places verbal and non-verbal information into two separate regions.
 - highlighted in a [study by the University of Southampton](#), and supported by the British Council, Paivio's dual-coding theory (1971)
- Using both audio and visual clues will code a word into both regions of the brain
- facilitate an increase in learners' understanding and retention of information.
- Post pandemic – more important than ever



Still not sure?



Playlists



MY PLAYLISTS

- Create your own
 - Red
 - Amber
 - Green


My Playlists

Create Playlist Table Gallery



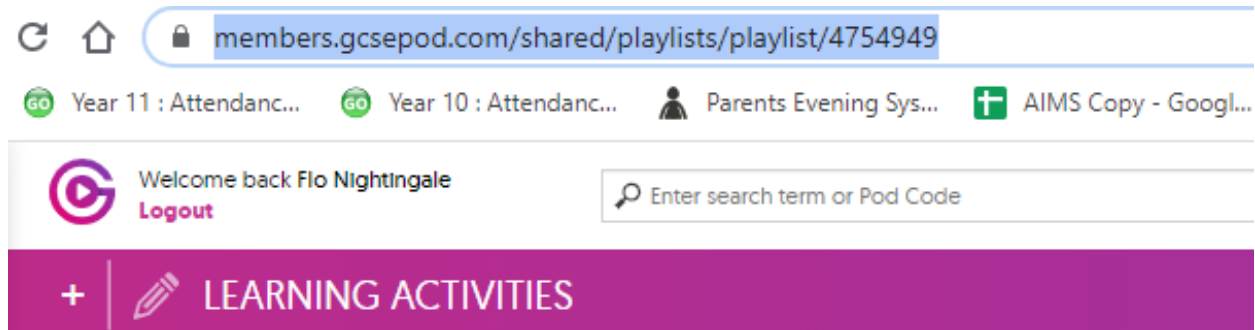
Playlist Color	Duration	Number of PODs
Green	15:10	4
Red	42:60	9
Amber	92:47	23

- Add content you know you need to work on
- Do it – check it
 - Check and challenge
- Upgrade to Amber (check every 2-3 weeks)
- Upgrade to Green – keep topping it up Copy the link for your “red” playlist and share with your teacher(s)
- They can add PODs and send it back



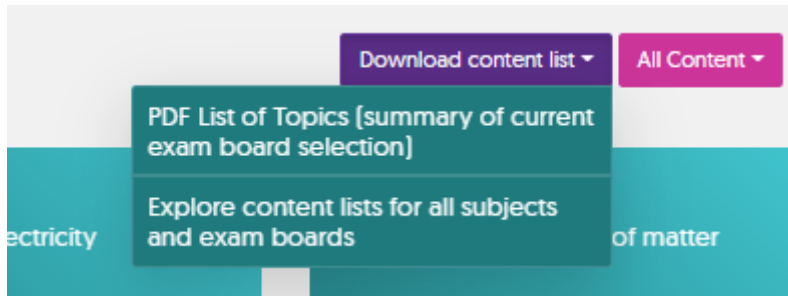
There's more too

- Learning Activities
 - Generic and designed to suit many learning styles
- Copies available tonight



The screenshot shows a web browser address bar with the URL `members.gcsepod.com/shared/playlists/playlist/4754949`. Below the address bar, there are navigation links for "Year 11 : Attendanc...", "Year 10 : Attendanc...", "Parents Evening Sys...", and "AIMS Copy - Googl...". The main content area displays a user profile for "Flo Nightingale" with a "Logout" link and a search bar labeled "Enter search term or Pod Code". A prominent purple button with a plus sign and a pencil icon is labeled "LEARNING ACTIVITIES".

Download list of Topics



Every subject has one (set up to our exam boards)

Each topic shows POD number and extra features such as Check & Challenge

Use it to RAG and add to playlists

Physics

AQA

4.1/Energy

4.1.1/Energy changes in a system, and the ways energy is stored before and after such changes (4)



4.1.2/Conservation and dissipation of energy (3)



Getting Ready for KS4 (GCSE)

Getting Ready for KS4 (GCSE) Physics (11)



4.2/Electricity

4.2.1/Current, potential difference and resistance (10)



4.2.2/Series and parallel circuits (2)



4.2.3/Domestic uses and safety (6)



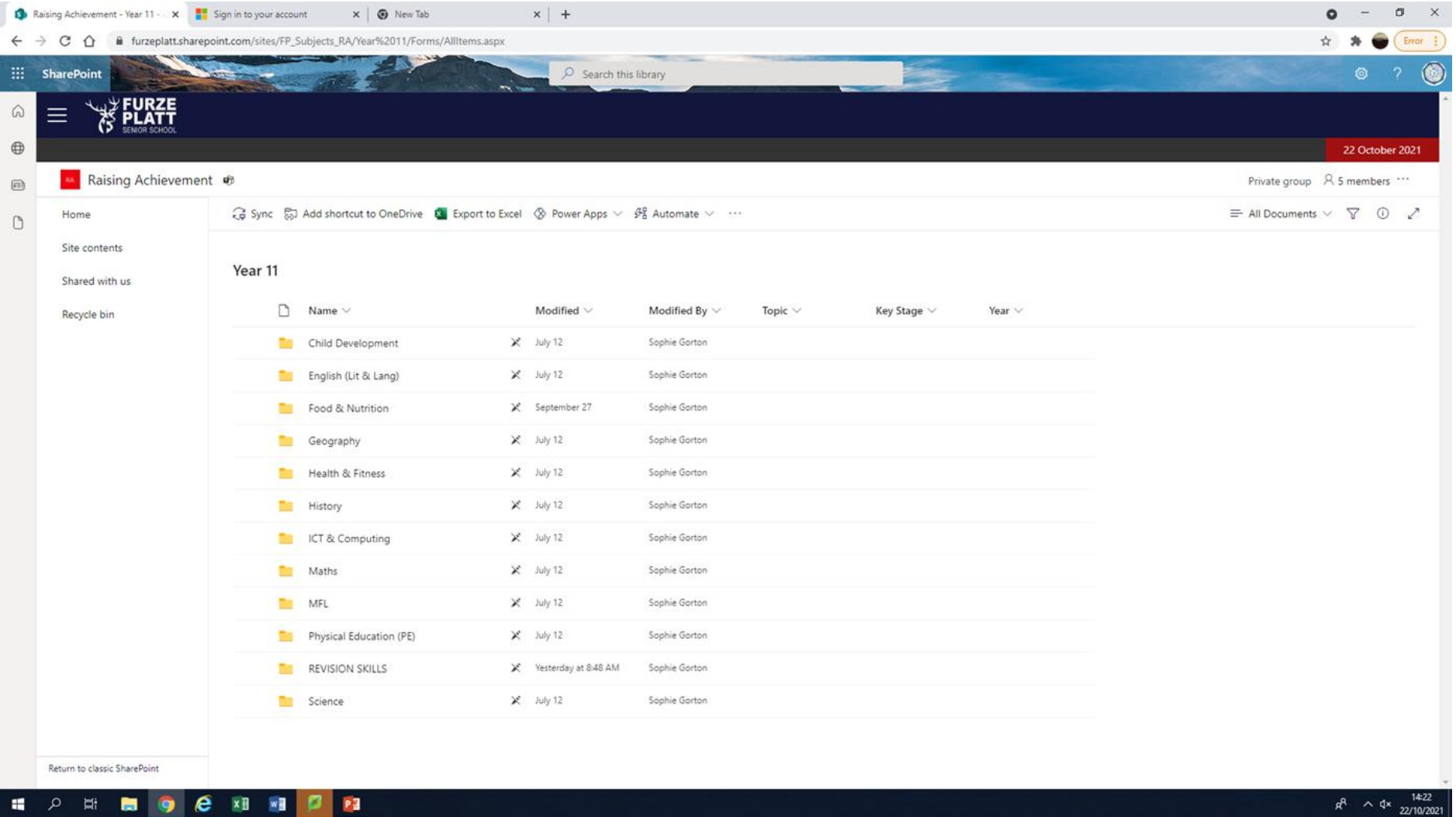
4.2.4/Energy transfers (4)



4.2.5/Static electricity (4)



Explore FP Cloud



The screenshot shows a web browser window with the following details:

- Browser Tabs:** Raising Achievement - Year 11, Sign in to your account, New Tab.
- Address Bar:** furzeplatt.sharepoint.com/sites/FP_Subjects_RA/Year%2011/Forms/AllItems.aspx
- SharePoint Header:** Search this library, 22 October 2021.
- Page Title:** Raising Achievement (Private group, 5 members)
- Navigation:** Home, Site contents, Shared with us, Recycle bin.
- Tools:** Sync, Add shortcut to OneDrive, Export to Excel, Power Apps, Automate.
- Section:** Year 11
- Table:** A table listing folders with columns for Name, Modified, Modified By, Topic, Key Stage, and Year.

Name	Modified	Modified By	Topic	Key Stage	Year
Child Development	July 12	Sophie Gorton			
English (Lit & Lang)	July 12	Sophie Gorton			
Food & Nutrition	September 27	Sophie Gorton			
Geography	July 12	Sophie Gorton			
Health & Fitness	July 12	Sophie Gorton			
History	July 12	Sophie Gorton			
ICT & Computing	July 12	Sophie Gorton			
Maths	July 12	Sophie Gorton			
MFL	July 12	Sophie Gorton			
Physical Education (PE)	July 12	Sophie Gorton			
REVISION SKILLS	Yesterday at 8:48 AM	Sophie Gorton			
Science	July 12	Sophie Gorton			

Click on: Core Information for Students

SharePoint Search this site

FURZE PLATT SENIOR SCHOOL

Information	Collaboration	My Subjects	Classes 2021-2022	My Links
<ul style="list-style-type: none">FP Cloud homepageOneDriveFP OnlineFurzeplatt.comStaff Core InformationStaff Useful InformationStaff TrainingCore information for studentsCDB Training Portal	<ul style="list-style-type: none">Staff chat and noticeboard	<ul style="list-style-type: none">All SubjectsEnglishRaising Achievement	<ul style="list-style-type: none">Class DashboardEnglish 10f-En2 2021 FPEnglish 11f-En2 2021 FP	<ul style="list-style-type: none">Edit My LinksEvolveGCSEPod

10 November 2021

Welcome to FP Cloud





Ci

Core information for students

Home Documents Pages Site contents

☆ Not following

Quick Links

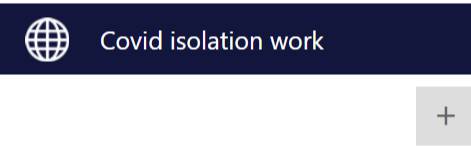


Raising Achievement

School Musical - Matilda



Web Links



Covid isolation work

+

News



Revision Skills folder

Core information for students - F x +

furzeplatt.sharepoint.com/sites/fp-coreinformationforstudents/Shared%20Documents/Forms/AllItems.aspx?csf=1&web=1&e=gLKwXL&cid=b7e9362f-b9e0-48ec-b126-76621c42f339&F...

FPSS Cloud My Onedrive Google Docs GC Go4Schools Microsoft Teams GCSEPod FPOne 3CX Webclient Mindmaps EVOLVE EduKit DrFrostMaths.com

SharePoint Search this library

FURZE PLATT SENIOR SCHOOL

14 December 2021

Core information for students ☆ Not following

Home Documents Pages Site contents

+ New Upload Share Copy link Sync Download Add shortcut to OneDrive Export to Excel Power Apps Uploading 1 item All Documents

Documents > Raising Achievement > Year 11 > REVISION SKILLS

Name	Modified	Modified By	Staff Category
How To Revise	A few seconds ago	Sophie Gorton	
Personal Learning Checklists (PLCs)	November 16	Sophie Gorton	
Preparing to Succeed Resources	November 11	Sophie Gorton	
Revision Conference	November 11	Sophie Gorton	
Revision Timetables	October 21	Sophie Gorton	
Revision Websites	October 21	Sophie Gorton	
Stages of Learning - Poster.docx	October 19	Sophie Gorton	

Finally

- Time to get organised
- At your disposal
 - Tutors and 6th Formers
 - Teachers
 - Parents/Carers
 - Raising Achievement – we will be helping you ALL with revision skills/time management throughout Y11
 - Careers Advice (Miss Bubb)
 - Y11 tutor groups
- PPEs – a time for reflection
 - Use them to see where work is needed
 - Use them to see where work isn't needed (prioritise)
- School holidays
 - Take some time to start
 - A few hours here and there WILL make a difference



Don't let this be you



ACCESS ARRANGEMENTS



Access Arrangements – what are they?

- Exam Access Arrangements (EAAs) are the reasonable adjustments that can be made for an exam candidate.

What are the main access arrangements?

- **Extra time**, for candidates who work very slowly
- **Rest breaks**, for poor concentration or extreme stress
- **Readers/Computer Readers**, for candidates who cannot read by themselves
- **Reading Aloud/Reading Pen**, for those who have reading difficulties and can concentrate better if they can hear themselves read
- **Scribes/Speech Recognition Technology**, for very poor or slow writers who cannot write by themselves
- **Word processors**, for candidates who use a WP in class
- **Prompters**, for candidates who lose concentration easily
- **Bilingual Dictionary**, for candidates who have English as an Additional Language

What evidence is accepted for access arrangements?

- All evidence and testing for access arrangements should be from evidence and testing at school
- Reports from CAMHS, an HCPC registered psychologist, or a hospital consultant will be accepted for evidence of a substantial impairment such as ASD, ADHD or a medical condition
- If you wish to have evidence from an external report considered as evidence of your child's needs you must do this with the prior agreement and in conjunction with the school's SENCO (Mrs Jack)

The Access Arrangement process at Furze Platt

- All students have been screened using Exact, an online screening programme
- Students who have been identified by teachers AND who have a below average score in at least two tests have been taken forward for further testing by our external assessor
- When we have:
 - Test results
 - Teacher evidence
 - Evidence that the arrangement is the student's 'normal way of working'
an application is made to JCQ online for confirmation of arrangements
- Parents are notified of their child's arrangements by letter
- Students are monitored for use of their arrangements. If they fail to use their arrangements it is not their 'normal way of working' and arrangements may be removed. Parents and the student will be consulted before this is done

Furze Platt Senior School must comply with the regulations in the JCQ Access Arrangements and Reasonable Adjustments handbook.

Failure to comply may constitute malpractice which could impact on the candidate's results.

WHAT THE SCHOOL HAS – AND WILL PROVIDE



School support

- Tutor-time Programme
- Revision guidance in lessons
- Extra support for 70+ students through Raising Achievement
- How to Revise and produce PLCs will be delivered in tutor time
- VESPA
- ELEVATE
- Revision timetables and “how to revise” sessions delivered by Raising Achievement in PSHE lessons.
- Targeted after school revision sessions in most subjects
- Dedicated revision website
- Revision programme during exams

THE BIG DAY(S)



On the day

1. Be in school by 8:30am for morning exams
2. Be ready for afternoon exams by 1pm
3. Be in full uniform
4. Most, but not all, exams in the Sports Hall – check!

What to bring

Bring

Clear pencil case

Pen (black)

Spare pen (black)

Highlighter

Pencil / rubber / ruler etc

Water bottle

Don't bring

Tippex

Gadgets

Smart Watches

INFORMATION FOR PARENTS



How will I know how my child is doing?

11	Term 1	Report - Working At, Projected, Yr11 Challenge, Approach to Learning	21.10.24
	Term 1	Parents' Evening	24.10.24
	Term 2	Report - Working At, Projected, Yr11 Challenge, Approach to Learning, PPEs	06.12.24
	Term 3	Report - Working At, Projected, Yr11 Challenge, Approach to Learning	07.02.25
	Term 4	Report - Working At, Projected, Yr11 Challenge, Approach to Learning	28.03.25

GCSE Grading System

- GCSEs now have the new grading system
- 9 grades (vs 8 in the old system)
- More grades at the top end, fewer at the lower end
- **“5” is the new “C”**

New grading structure	Current grading structure
9	A*
8	A
7	A
6	B
5	B
4	C
3	D
2	E
1	F
1	G
U	U

GOOD PASS (DfE)
5 and above = top of C and above

AWARDING
4 and above = bottom of C and above

New Reporting System

End of Year Challenge Target – This is the minimum grade that we think your child should be able to achieve by the end of each year. Depending on the progress being made by your child, we may move this grade up or down during the course in order to provide the most appropriate level of challenge.

Working At – This is the grade that best reflects the current work of your child. If they sat the exam now this is what we think they would get.

Projected Grade - This is the grade that we think your child should be able to achieve in their actual GCSE if they work to the best of their ability. Depending on the progress being made by your child, we may move this grade up or down during the course in order to provide the most appropriate level of challenge.

PPE – This is the grade your child has achieved in their ‘Pre-Public Examinations’ (Mock Exams), based upon the exam board grade boundaries

A2L – Classwork & Engagement

Approach to Learning – Classwork & Engagement

1 – Always meets expectations

2 – Almost always meets expectations

3 – Meets most expectations

4 – Sometimes fails to meet expectations

5 – Often fails to meet expectations

Furze Platt students are expected to display:

- Excellent attitude and **ambition**, by always trying their best.
- Work **collaboratively** and effectively with others.
- **Happy** and **versatile** approach to learning.
- Sustained learning through **endurance**.
- Unwavering **integrity**.
- High levels of motivation.

A2L – Conduct & Attitude

Approach to Learning – Conduct and Attitude

1 – Always meets expectations

2 – Almost always meets expectations

3 – Meets most expectations

4 – Sometimes fails to meet expectations

5 – Often fails to meet expectations

Furze Platt students are expected to:

- Be punctual to lessons.
- Follow the uniform policy and have a smart appearance.
- Arrive at lessons with all the required equipment.
- Ensure they are ready to learn.
- Be respectful towards all staff, students and guests.
- Be safe in their actions and choices.

A2L – Home & Independent Learning

Approach to Learning – Home & Independent Learning

1 – Always meets expectations

2 – Almost always meets expectations

3 – Meets most expectations

4 – Sometimes fails to meet expectations

5 – Often fails to meet expectations

Furze Platt students are expected to:

- Submit home learning on time.
- Complete homework to the best of their ability.
- Be organised with coursework and projects.
- Read around and research their subjects.
- Demonstrate evidence of independent learning (such as extra notes or through insight shown in lessons).

Supporting your child

How you can support your child

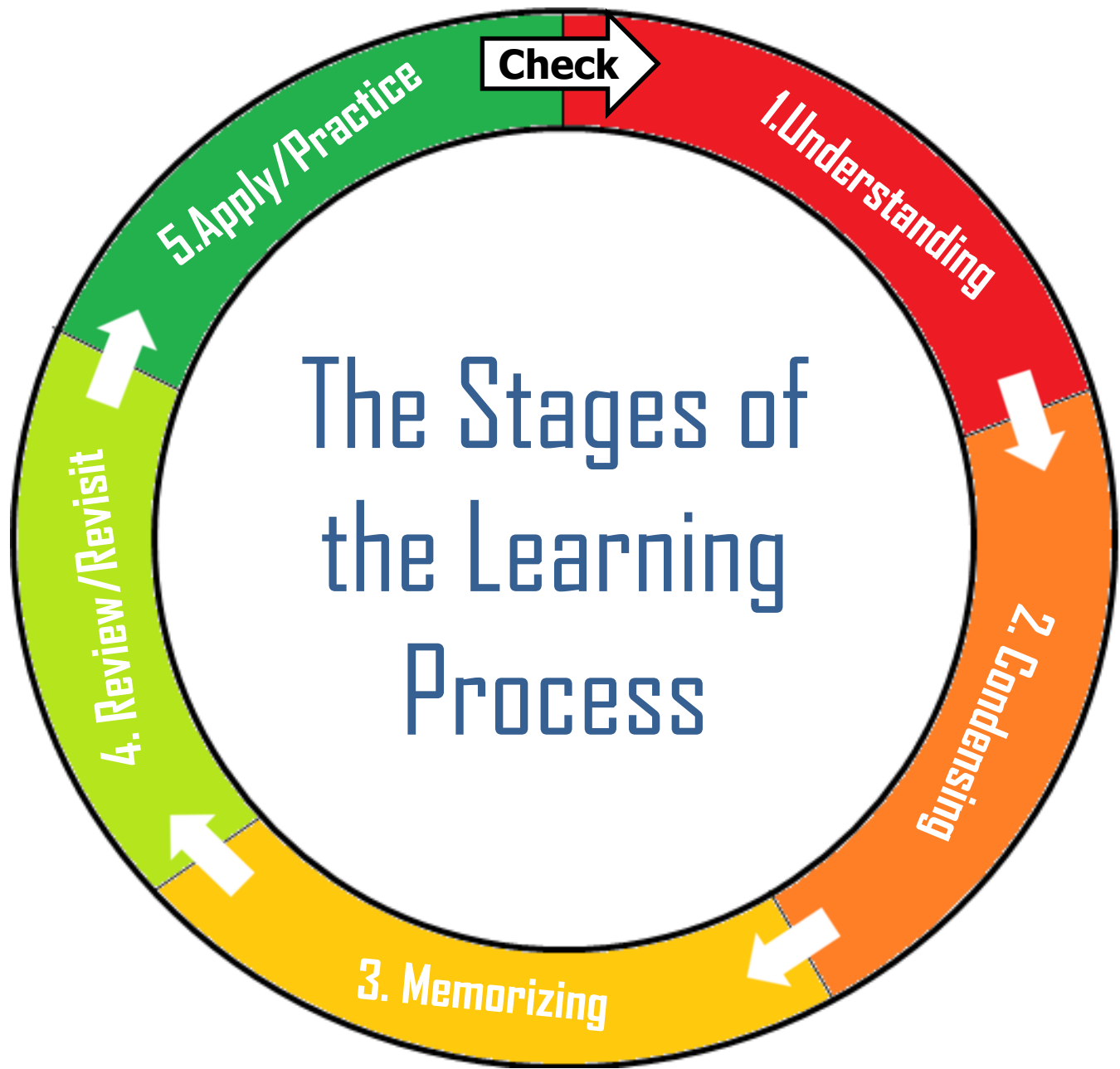
- Discuss aspirations and set ambitious goals together.
- Explore the world with them; visit museum, art galleries, get out in nature. Discuss what you see.
- Ask your child open-ended question about what they are studying in school.
- Encourage regular reading and writing of different types of texts, both fiction and non-fiction
- Encourage endurance; when they fail, try again.
- Watch, read and discuss the news together to promote critical thinking skills.
- Ask to see you child's schoolwork regularly. See if they have completed their 'Next Steps' work in purple pen.
- Have a routine and quiet space for homework.
- Encourage a healthy lifestyle; quality sleep, exercise, time away from screens, avoid sugary drinks etc.

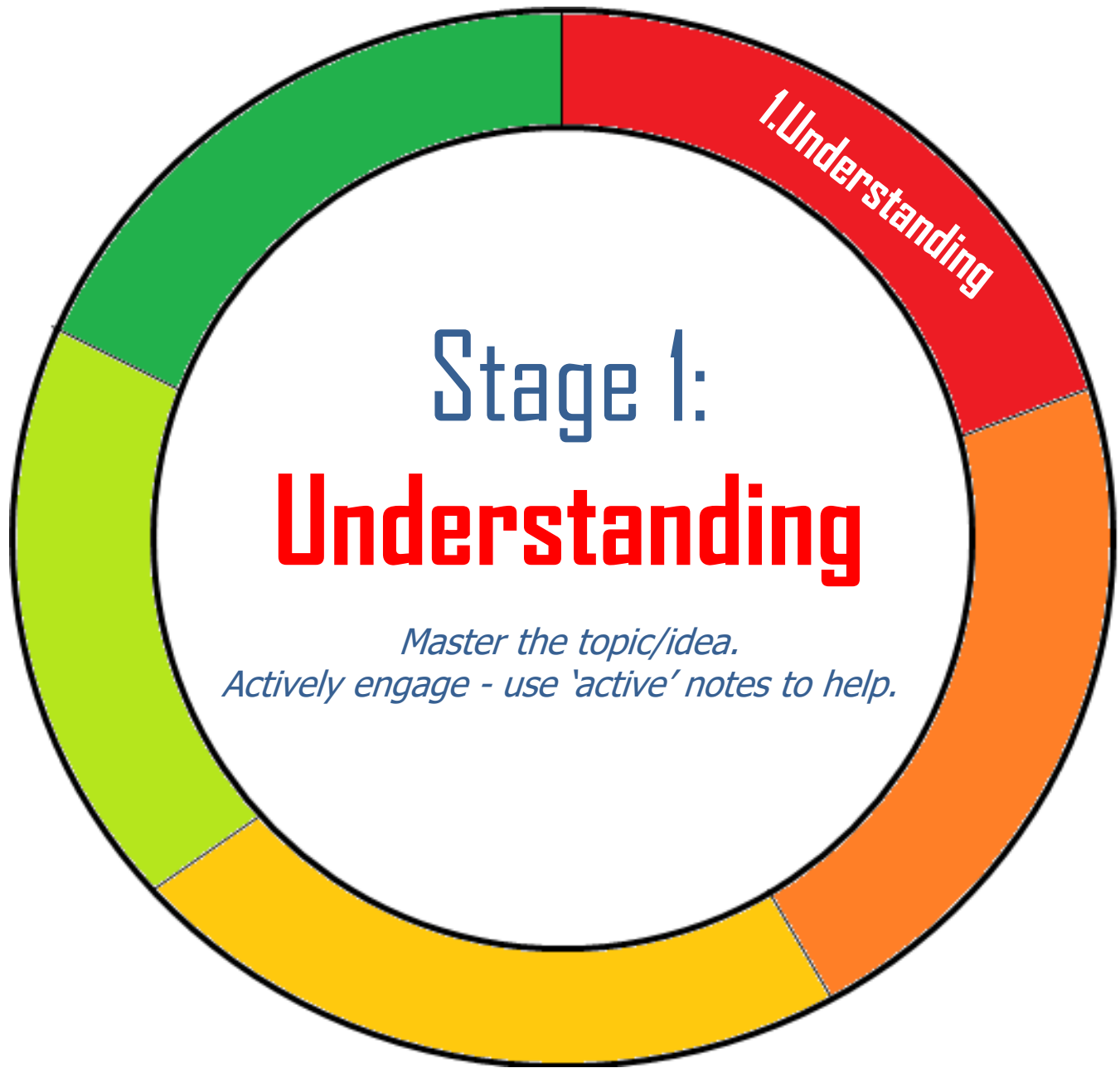
What parents must know

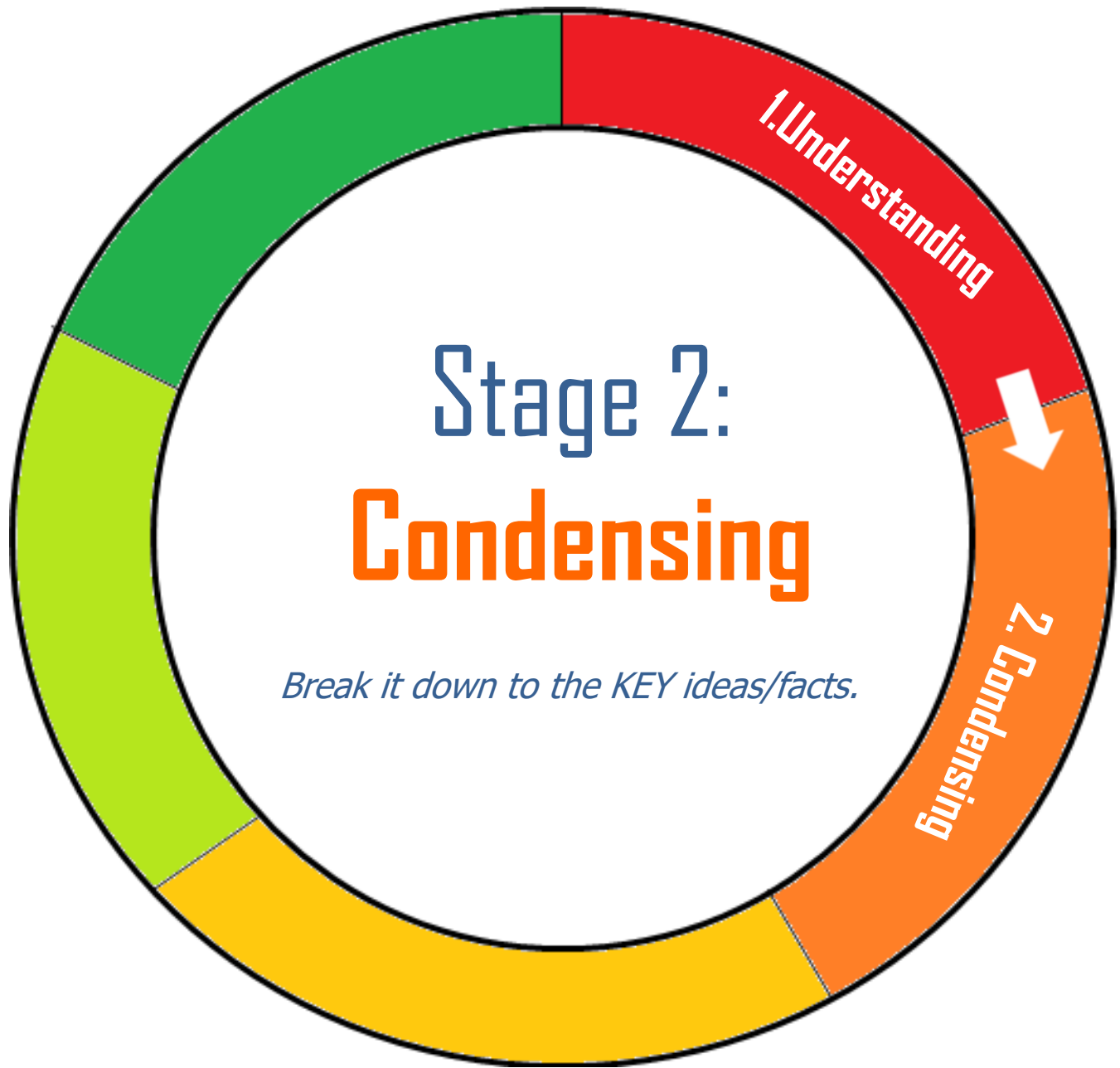
- **When** the exams are: *Furze Platt homepage / parents / exam information / Year 11*
<http://www.furzeplatt.com/page/?title=Year+11&pid=151>
- Be absolutely sure they know what **subject** they are taking.
- Be absolutely sure they know what **papers** they are taking.
- Be absolutely sure what sort of **questions** they'll be asked.

Elevate Education Student Workshops

- **Student Elevation Workshop (Invitation only) -
Tuesday 17th September.**
- **Ace Your Exams Workshop (All students) -
Wednesday 25th September.**
- **Finishing Line (All) January
Wednesday 15th January.**







Stage 3:

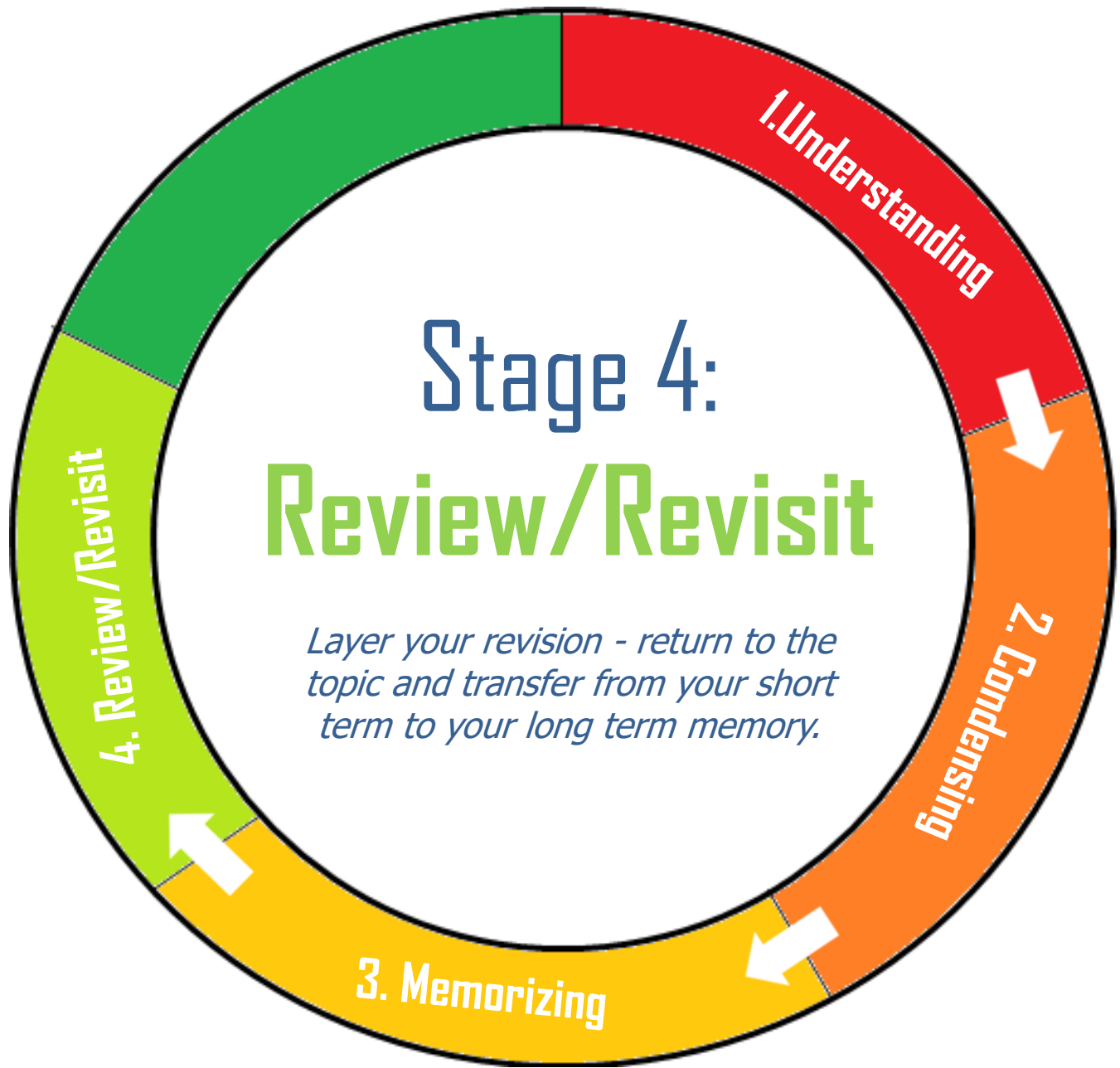
Memorizing

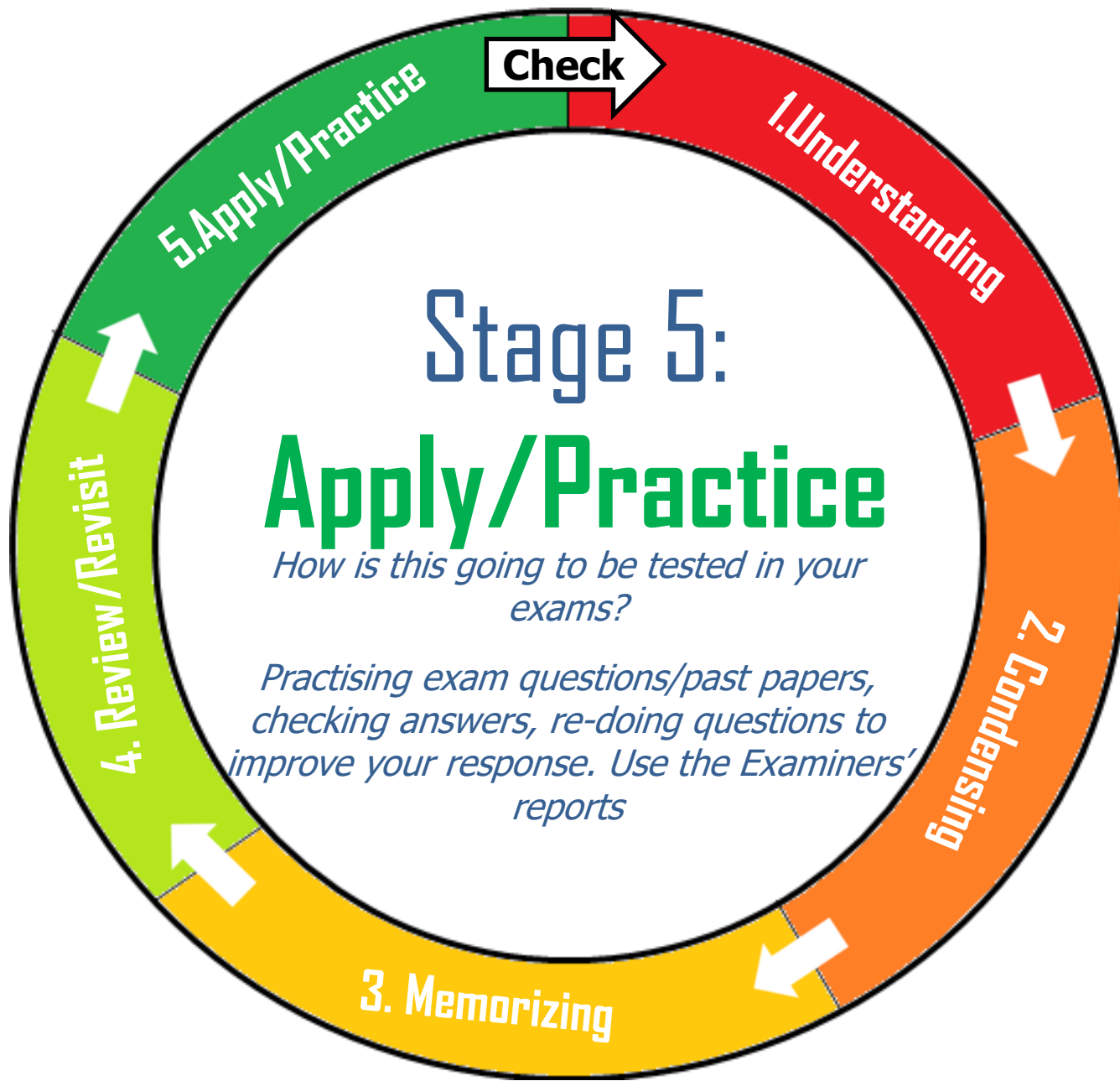
*Remember the KEY ideas/facts by using
EFFECTIVE memory techniques.*


1. Understanding

2. Condensing

3. Memorizing







Elevate Education Parent Support Webinars.

- ✓ How to Get (And Keep) Your Child Motivated
September 17, 6:00-7:00pm
- ✓ How You Can Help Your Child Manage Their Time
October 1, 6:00-7:00pm
- ✓ How You Can Help Your Child Set Up for Success in Exams
October 15, 6:00-7:00pm
- ✓ How You Can Help Improve Your Child's Memory
November 19, 6:00-7:00pm
- ✓ How You Can Build Resilience in Your Child
December 3, 6:00-7:00pm
- ✓ How to Help Your Child Alleviate Stress
December 17, 6:00-7:00pm

<https://go.elevateeducation.com/ukschoolwebinar>

Class Charts Home Learning

- Remember:
- Homework, attendance and behaviour are now displayed on Class Charts.
- Available for free from the App Store or Google Play

What you may be thinking

1. How can I help keep my son or daughter's stress levels down? What about my own stress levels?
2. In what ways can I help them stay organised and motivated?
3. How can I help them with their home learning environment?
4. Will I have to change your routines during the exam period to support their revision?
5. On exam days how can you help them be on time, calm and properly prepared?

A Checklist

- Encourage and praise and empathise
- Try to provide a good revision environment
- Limit but don't ban social activities including TV, social media and going out
- Encourage exercise and healthy eating
- Take an active role when appropriate
- Keep things in perspective
- Encourage sensible sleep patterns
- Communicate with school – via Form Tutors, Mr Djaelani (Head of Progress), or Mrs Feather

NEXT STEPS



Sixth form entry requirements

Our **sixth form entry requirements** are based on average point scores of all GCSE subjects taken. The higher your average score, the greater the range of sixth form courses you can choose from.

To do well, you need to work hard in **all 9 or 10**.

Rewards

- As like year, we keep an electronic record of students achievements and any behaviour concerns on Class Charts.
- Students are awarded positive behaviour points for meeting the school's ready to learn rules and showing excellence in lessons. Students will receive negative points for any behavioural issues.


Rewards

- Year 11 students will need to collect 450 positive points to be allowed to buy a prom ticket.
- The 10 students with the highest positive points will be given a free prom ticket.
- Negative points will not be taken into account.
- There will be further rewards throughout the year including:
 - The Big End Of Term Raffle- air pods and vouchers
 - Reward 30 prizes

Graduation (in 41 weeks)

Wednesday 18th June 2025





Prom

Thursday 19th June 2025



AMBITIOUS

COLLABORATIVE

HAPPY

INTEGRITY

ENDURANCE

VERSATILITY

EXCELLENCE

Prom



Prom



KS4 Results

Thursday 21st August 2025



- Thank you
- Are there any questions?

