

**FURZE  
PLATT**  
SENIOR SCHOOL



# Extended Project Qualification

AMBITIOUS

COLLABORATIVE

HAPPY

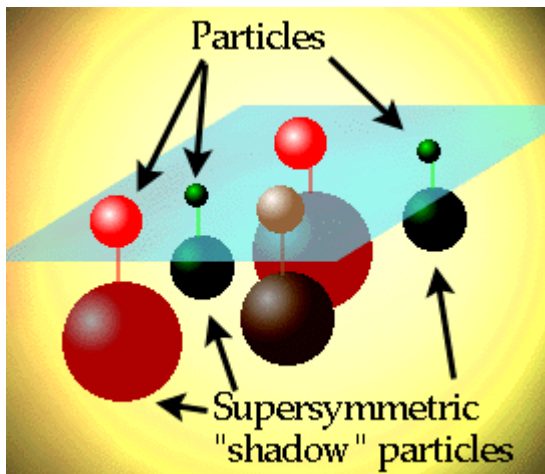
INTEGRITY

ENDURANCE

VERSATILITY

EXCELLENCE

# What is the EPQ??



# What is the EPQ

- The Extended Project Qualification is an opportunity to undertake a project of your choosing. The EPQ is a level 3 'free standing' qualification.
- The qualification comes with the point score equivalent of half an A-Level. It provides opportunity to develop skills in:
  - Research
  - Independent learning
  - Academic writing
  - Presentation
  - Referencing
  - Critical thinking

# Why do one?



Personal satisfaction!

Academic development  
and preparation for  
university.



Developing transferable skills

# What happens?

- The EPQ is an almost completely independent project where students identify a topic, conduct research and present their findings.
- Students can elect to do their project on anything they wish as long as their project does not directly overlap with content studied in their other A-Levels.
- Students have a 'supervisor' who provides some key teaching and provides advice and feedback throughout the course.

# How is it assessed?

- Students' EPQs are most often completed in the written form – an academic dissertation of approximately 5000 words.
- Alternatively, students can produce an 'artefact', which may be a song or performance or a product that is physically constructed.
- Students are also required to produce:
  - A presentation on their project to a non-specialist audience
  - The Production Log (the formal document that tracks your progress)

# Why undertake an EPQ?

- Most students who take an EPQ will do so to add depth and breadth to applications to 'High Tier' universities.
- These may include Oxbridge and the Russell Group universities.
- Many students however, take the EPQ to develop key critical thinking, project management or academic writing skills as laid out in the previous slide.

## Oxford University

"The EPQ will however be a good indicator of your ability to conduct independent research and also undertake an extended piece of writing."

[Read more at Oxford University](#)

## Leeds University

*"In some cases admissions tutors may wish to make an alternative offer applicants, one of which involves successful completion of the Extended Project (eg AAA at A level or AAB plus the Extended Project)."*

[Read more at Leeds University](#)

## University of Glasgow

"The University very much values the Extended Project and its role in preparing students for a successful higher education experience. "

[Read more at the University of Glasgow](#)

## Daily Mail

*"University Tie breaker"*

[Read more at the Daily Mail](#)

# Aims

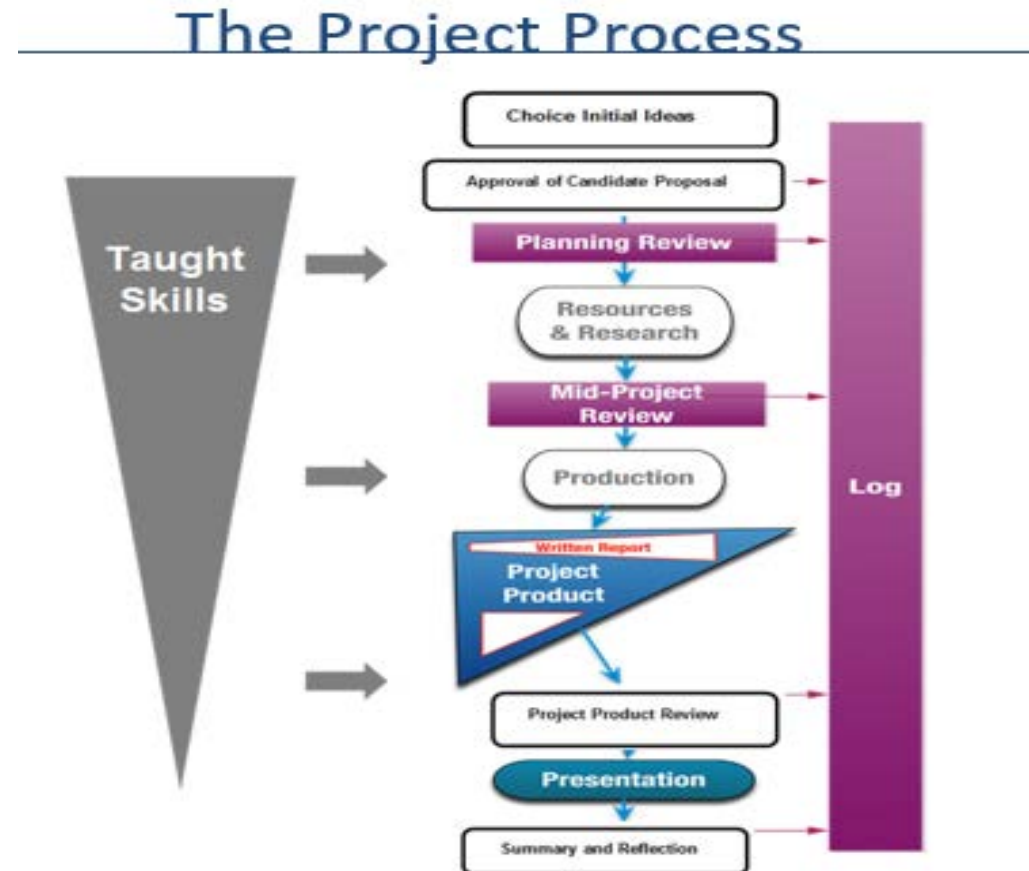
Project Qualifications offer opportunities for students to:

- Develop and improve their own learning and performance as critical, reflective and independent students
- Develop and apply decision-making and problem-solving skills
- Extend their planning, research, critical thinking, analysis, synthesis, evaluation and presentation skills
- Develop and apply skills creatively, demonstrating initiative and enterprise
- Use their learning experiences to support their aspirations for further study and/or career development
- Transfer skills developed as part of their project to other areas of study



# The Process

- Students learn key skills at the start of the course in areas such as:
  - Academic reading skills
  - Academic writing skills
  - Ethical research
  - Referencing
  - Plagiarism
  - Presentation skills
- Students have specific, calendared points throughout the course to review their project progress.
- The Production Log is kept by students to record their progress throughout the course.



# Assessment Objectives

	Assessment Objectives	Weighting
<b>AO1</b>	<p><b>Manage</b></p> <p>Identify, design, plan, and carry out a project, applying a range of skills, strategies and methods to achieve objectives.</p>	20%
<b>AO2</b>	<p><b>Use Resources</b></p> <p>Research, critically select, organise and use information, and select and use a range of resources. Analyse data apply relevantly and demonstrate understanding of any links, connections and complexities of the topic.</p>	20%
<b>AO3</b>	<p><b>Develop and Realise</b></p> <p>Select and use a range of skills, including, where appropriate, new technologies and problem-solving, to take decisions critically and achieve planned outcomes.</p>	40%
<b>AO4</b>	<p><b>Review</b></p> <p>Evaluate all aspects of the extended project, including outcomes in relation to stated objectives and own learning and performance. Select and use a range of communication skills and media to present evidenced project outcomes and conclusions in an appropriate format.</p>	20%

# What is the Production Log?

- The Production Log is how you record all of your thoughts, developments, decisions and improvements to your project.
- It is broken down into sections that you complete as you go.
- It is also where your Supervisor records their feedback and marks and is the main official record that goes off to the exam board.

# Project Q

PROJECT Q | PROJECT QUALIFICATIONS MANAGER

Project Q Enquire


Welcome

Email

Password

LOGIN


or login with

 SIGN IN WITH MICROSOFT 365


RESET PASSWORD

STUDENT REGISTER

Access further information and support at [www.projectq.co](http://www.projectq.co).



t: 01772 367076 e: [support@projectq.co](mailto:support@projectq.co)



# Project Q

- Project Q is a project management platform that is specifically designed to help you plan, prepare and present your Production Log.
- It's a great piece of software that keeps an ongoing record of your work and progress.
- When you get to the end of the course you hit print and your Production Log is downloaded ready to send to AQA on their headed paper – no fuss and really quick.
- It's brilliant!

# Frequently asked questions

## How should I choose a subject/ topic?

- Choose a subject that you are interested in and enjoy.
  - This should be outside of your A-Level subjects
- Think about how this may help your university application or show a breadth of interest/ knowledge.
  - Helpful in finding courses
  - Helpful in showing your academic ability to universities
- Think about how to formulate a question to research – be specific about what you want to prove or find out !

# Frequently asked questions

## How much time should I spend on it?

- 120 guided learning hours
- 90 of these independent
- 30 hours are 'taught skills'
  - Your Project Supervisor delivers this

## How long should it be?

- Depends on the type of project!
- All students must submit a written report for assessment of between 1000 and 5000 words (not a lot!)
- The exact length of each written report will depend on if it is completely written or has another practical section to it.

# Frequently asked questions

## What should the written report contain?

- The written report or record is likely to contain the following:
  - Sources of research
  - Planning for what you will include in your project
  - Critical analysis of how your project develops
  - Any surveys that you need to carry out
  - An account of how your skills or thoughts have developed as a result of the project
  - A conclusion that evaluates how successfully the project has been
- Is there anything else I need to do?
  - Complete the Production Log
  - Deliver a presentation



# Can I be doing any preparation work?

- Yes, definitely!
- If you've not heard of MOOCs before (these are Massive Open Online Courses) – check out the two links below for some great introduction to EPQs and project management. Both are well worth a look.

<https://www.futurelearn.com/courses/research-project>

<https://www.futurelearn.com/courses/research-project>

# Thank You

Do you have any questions now?

If you have any questions later, please ask in school or via email.