

**FURZE  
PLATT**  
SENIOR SCHOOL



# PREPARING TO ACHIEVE

In Year 11

AMBITIOUS

COLLABORATIVE

HAPPY

INTEGRITY

ENDURANCE

VERSATILITY

EXCELLENCE

# Halfway there...

- Maths GCSE
- English Language GCSE and English Literature GCSE
- Either Double or Triple Science GCSEs
- Four other GCSEs

**Year 10** A year's teaching

Non-Exam Assessments in a few subjects

**Year 11** Another year's teaching

Non-Exam Assessments in a few subjects

Pre Public Examinations (PPEs) in September 2021 & March 2022

Examinations in May and June 2022

# Why now?

Even at this stage, there are largely three different types of Year 11 student:

1. Hard-working, focused, organised, confident
2. Hard-working, anxious
3. Not yet hard working

**How you do in your GCSEs does make a difference**

# Your exams are sooner than you think

- There are about 35 weeks until exams start  
(Provisional)
- 29 weeks of term time, and 6 weeks of holiday

**When your exams are:**

**16<sup>th</sup> May – 27<sup>th</sup> June & Contingency Day – 29<sup>th</sup> June.**

**Furze Platt homepage / parents / exam information /  
Year 11**

**<http://www.furzeplatt.com/page/?title=Year+11&pid=151>**

# Proposed adjustments to 2022 GCSE Exams (TBC)

- English Literature, History & Geography – *“choice of topics beyond a common core which students would answer questions in exams”*
- Art & Design – *“students should be assessed on their portfolio only”*
- All subjects except English Lit, History & Geography – *“the provision of advance information about the focus of the content of exams”*
- Maths, Physics and Combined Science – *“access to revised equation sheet in the exam room, showing all relevant equations”*

# WHAT DO STUDENTS NEED TO KNOW?



# The Revision Process

1. Plan your revision timetable so you know what you will revise when. Most evenings, every weekend, most days in the holidays.
2. Make sure you know what content is required for each paper
3. Make sure you have all the notes. Condense that information – mind maps, cue cards, post it notes ...
4. Learn that information – read, cover, write, check
5. Practise past paper questions
6. Repeat steps 2-4 until you are fully confident.  
**Prioritise the things you got wrong or find hardest**

# Start by collecting all your information

- Do you know when your exams are?
  - Include PPEs and coursework
- Do you know where all your books for each subject are?
- Do you know where your assessment folders are?
- Do you need to sort out and organise them?
- Is there work that is missing? Copy it up or photocopy it.
- Do this **now**.



# What is revision?



# What to do now.....



- Revision timetables – do them, and use them
- Prioritise subjects
  - Insanity: doing the same thing over and over again and expecting different results
- Breaks – plan and plot them – nothing taxing
  - They help create new neurological connections
  - Too much will destroy them
- How to revise
  - Place them around your room and house (PE diet notes on fridge, etc)
  - Peer revision – play dates!
  - Parents can help
- Once you start, you'll find it's not insurmountable.....
  - Spend 50 times worrying about it = a portion of time to do it

# Effort – now and D-Day



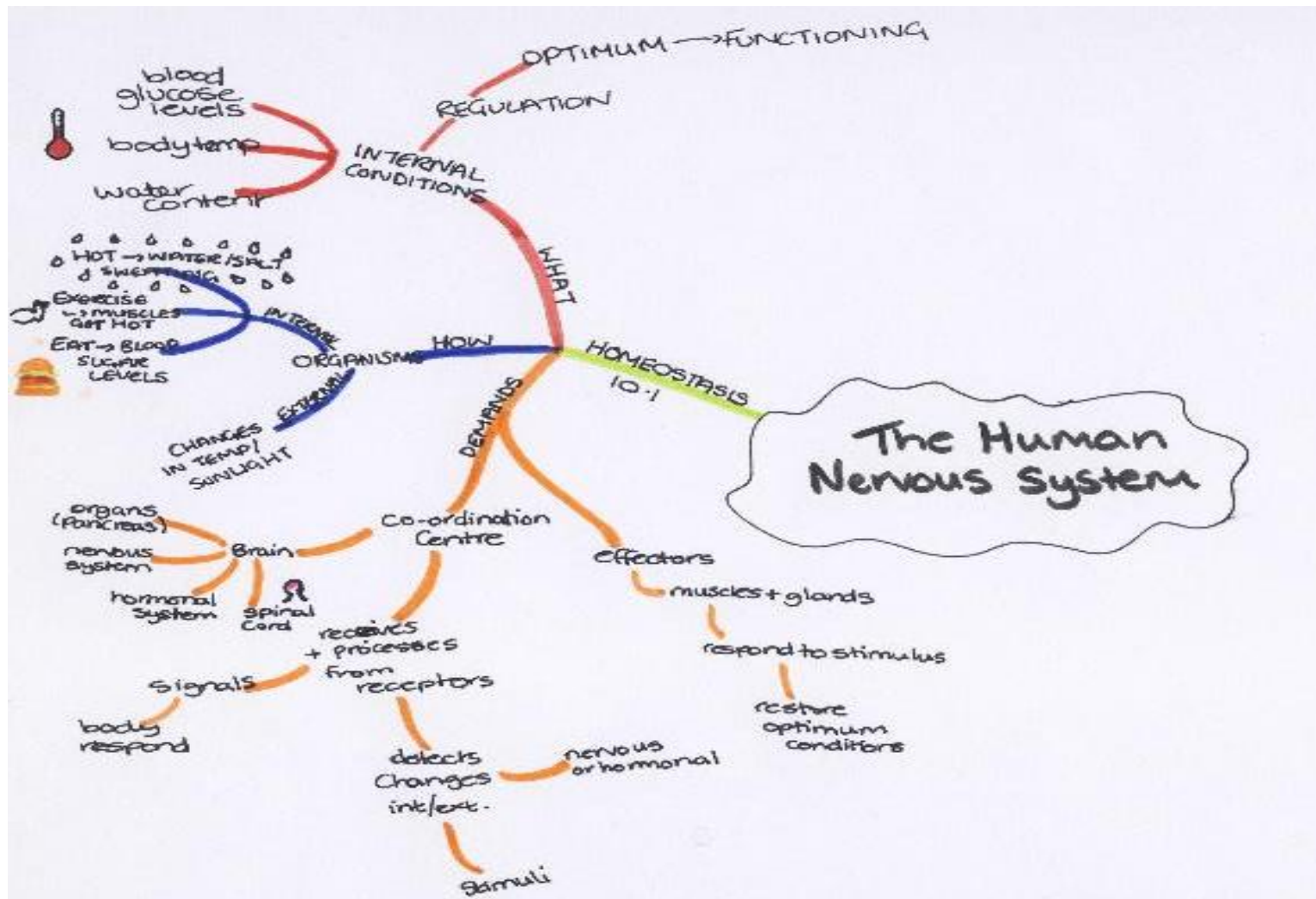
- Question
- Imagine – an hour represents the average life span, what proportion of the hour is the time from now until the exams?

# Effort – now and D-Day

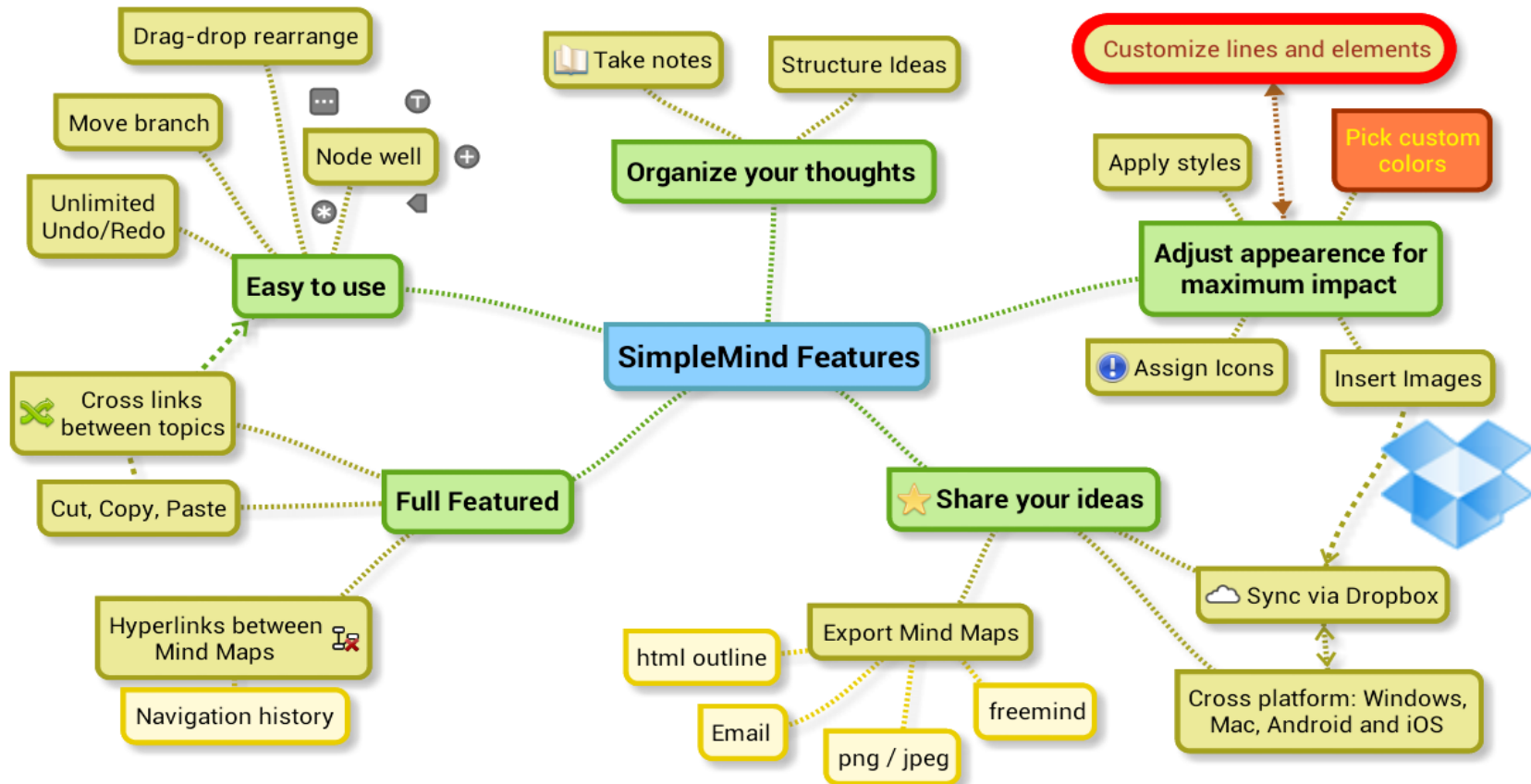


- Equivalent to 6 seconds out of an hour (the duration of tonight's presentation)

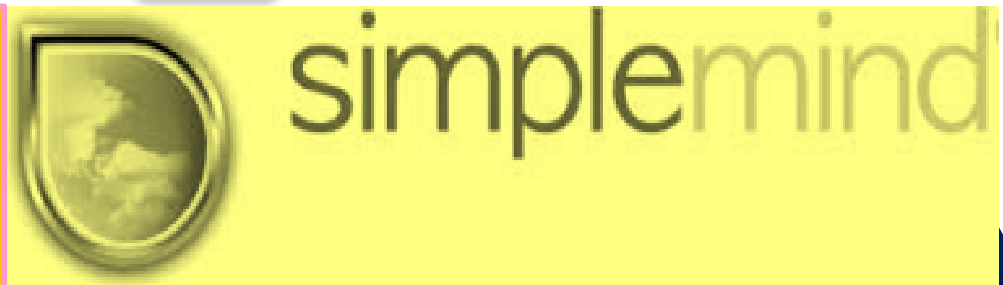
# Mind Maps



# Mind Maps – on-line



*Simplemind mind-mapping app –  
for smart phones and tablets  
Paid version is better*



# Cue Cards

## Homeostasis

Organs cannot work properly if internal environment changing.

- Regulation
- Maintain optimum conditions

- Coordination
- Control
- Organisms detect changes=Temperature/Sunlight

Exercise= hot muscles  
Eat food= blood sugar levels UP  
Hot weather= Lose Water/Salt through sweat.

**Receptors-** Detect changes  
(Stimuli)

**Coordination Centre-** Process Info-  
Brain/Nervous System/Hormonal System/Spinal Cord/Pancreas

**Effectors- Muscles/Glands**  
Restore Conditions.

# Cycle of work

- Preparation (5 mins)
- Subject / topic (40-45 mins)
- Power break (5-10 mins)



Repeat this cycle **at least** 3 times in a day and you have the foundation of a solid revision schedule!



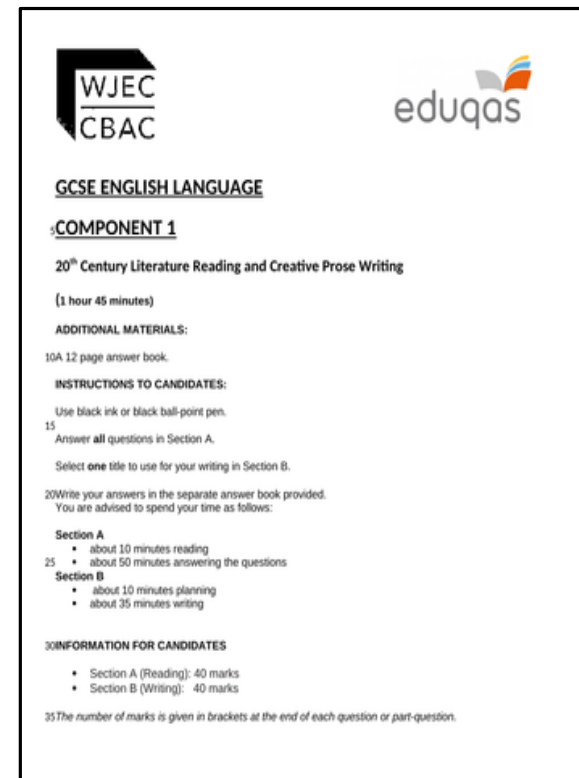
# Where to study



- A dedicated space without distractions
- Room to allow an organised spread!
- Immediate access to all materials needed during study periods
- A timer or clock in view
- Music & the myth of the Mozart Effect

# Past papers

- Past papers, mark schemes and examiners' reports are available online from each exam board this will help
  - Increase familiarity
  - Give a variety of topics
  - Identify learning gaps
  - Reduce anxiety
- Use them to test yourself and gauge your progress



# How to use our revision site and revision guide

Students' revision information – from their **FP Online home page**

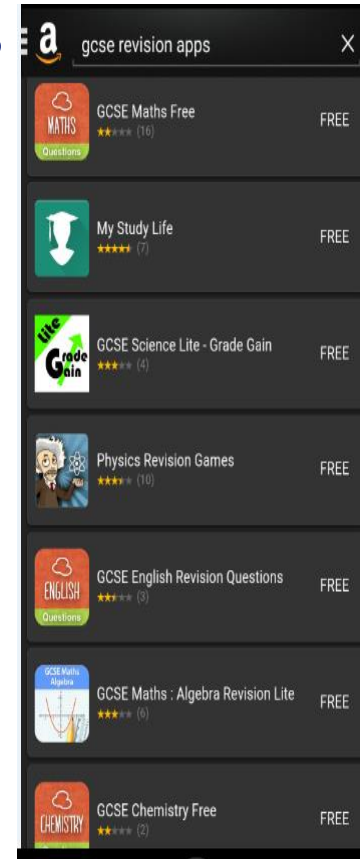
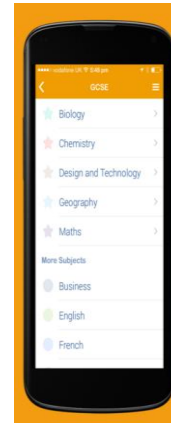
<https://sites.google.com/a/furzeplatt.com/year-11-revision-packs/home>

Our revision guide – find this under the **Parents / Useful Information** section from FP Online

<http://www.furzeplatt.com/site/data/files/documents/Tips%20and%20Revision%20Guidance%20-%20Furze%20Platt%20year11%20gcse.pdf?pid=37>

# For once, you *can* use your phone

- Quizlet (preferably quizzes set by teachers)
- Seneca Learning
- Gojimo
- Thumbsup Revision
- Khan academy - videos
- Podcasts – particularly useful for poems  
— [www.audiopi.co.uk](http://www.audiopi.co.uk)
- Past papers



# GCSEPod

- 1000s of “pods” either on computer/laptop or app on mobile
- Nearly every GCSE subject covered
- Each video less than 5 mins
- Questions to check understanding
- Will be used regularly as homework - assignments
- Boost playlists – created around weaknesses
- Teachers can use to identify gaps
- All Y11s have had the chance to log on
- **Regular use will improve grades**
- Pre-learn or consolidate knowledge



## JUST LAUNCHED

An exciting new  
e-learning platform  
to help with your GCSEs

Helping your grades soar!  
Log on now @ [www.GCSEPod.com](http://www.GCSEPod.com)



- Getting the best out of it.....

The screenshot shows the GCSE POD website interface. At the top, there is a navigation bar with a welcome message "Welcome back Flo Nightingale" and a "Logout" link. A search bar is present with the placeholder text "Enter search term or Pod Code". On the right, there are icons for notifications and a "My Account" link. Below the navigation bar is a purple header with a "+" icon and the text "LEARNING ACTIVITIES". The main content area is titled "Home" and features a "Browse Pods" section. This section contains a grid of 13 colorful icons representing different subjects: Creative iMedia, Maths, Achieve Maths, English Literature (marked with a "New Content" tag), English Language, Achieve English, Study Smart, Biology, Chemistry, Physics, Combined Sciences, Co-ordinated Sciences, Geography, and a "Show More" button. A vertical sidebar on the left contains various icons for navigation. At the bottom, there is a dark blue banner with the school's values: AMBITIOUS, COLLABORATIVE, HAPPY, INTEGRITY, ENDURANCE, VERSATILITY, and EXCELLENCE.

Welcome back Flo Nightingale  
Logout

Enter search term or Pod Code

My Account

LEARNING ACTIVITIES

Home

Browse Pods

All Content Manage My Subjects

Creative iMedia

Maths

Achieve Maths  
Previously Paired

New Content  
English Literature

English Language

Achieve English  
Previously Paired

Study Smart

Biology

Chemistry

Physics

Combined Sciences

Co-ordinated Sciences

Geography

Show More

AMBITIOUS COLLABORATIVE HAPPY INTEGRITY ENDURANCE VERSATILITY EXCELLENCE

# Achieve Maths

- Achieve Maths
  - Cementing the foundations – aiming for your best

Module 1: Fractions	Module 2: Ratio and Proportion	Module 3: Percentages	Module 4: Decimals
Module 5: Charts and Graphs	Module 6: Expressions and sequences	Module 7: Forming and solving equations	Module 8: Perimeter, Area and Volume
Module 9: Probability and Statistics	Module 10: Lengths and Angles	Module 11: Number	Module 12: Geometry

- Cementing Foundations - Language

Module 1: Reading for Understanding:  
Fiction



Module 2: Creative Writing



Module 3: Comprehension and Using  
Textual Detail



Module 4: Writer's Use of Language  
and Structure: Fiction



Module 5: Evaluating the Text



Module 6: Reading for  
Understanding: Nonfiction



Module 7: Transactional Writing



Module 8: Synthesis and Summary



Module 9: Writer's Use of Language  
and Structure: Nonfiction



Module 10: Comparing Texts



Module 11: Writing to Present a  
Viewpoint and Crafting Your Writing



Module 12: Language, Punctuation  
and Sentences





# Playlists




MY PLAYLISTS

## My Playlists

Create Playlist Table Gallery

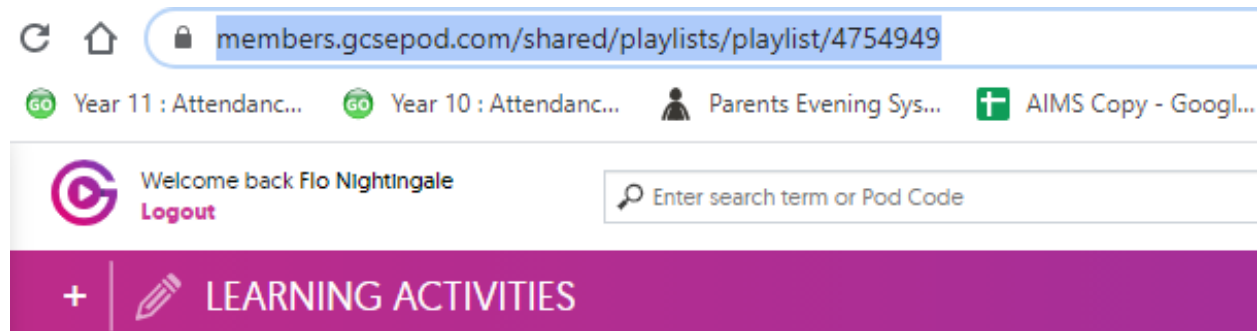


- Create your own
  - Red
  - Amber
  - Green
- Add content you know you need to work on
- Do it – check it
  - Check and challenge
- Upgrade to Amber (check every 2-3 weeks)
- Upgrade to Green – keep topping it up
- Copy the link for your “red” playlist and share with your teacher(s)
- They can add PODs and send it back

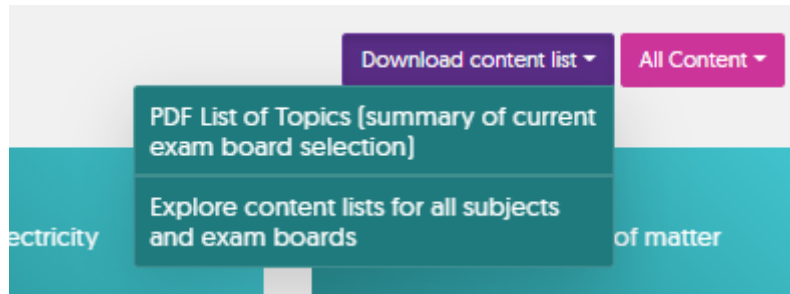


# There's more too

- Learning Activities
  - Generic and designed to suit many learning styles
- Copies available tonight



# Download list of Topics



Every subject has one (set up to our exam boards)

Each topic shows POD number and extra features such as Check & Challenge

Use it to RAG and add to playlists

## Physics

### AQA

#### 4.1/Energy

4.1.1/Energy changes in a system, and the ways energy is stored before and after such changes (4)



4.1.2/Conservation and dissipation of energy (3)



#### Getting Ready for KS4 (GCSE)

Getting Ready for KS4 (GCSE) Physics (11)



#### 4.2/Electricity

4.2.1/Current, potential difference and resistance (10)



4.2.2/Series and parallel circuits (2)



4.2.3/Domestic uses and safety (6)



4.2.4/Energy transfers (4)



4.2.5/Static electricity (4)

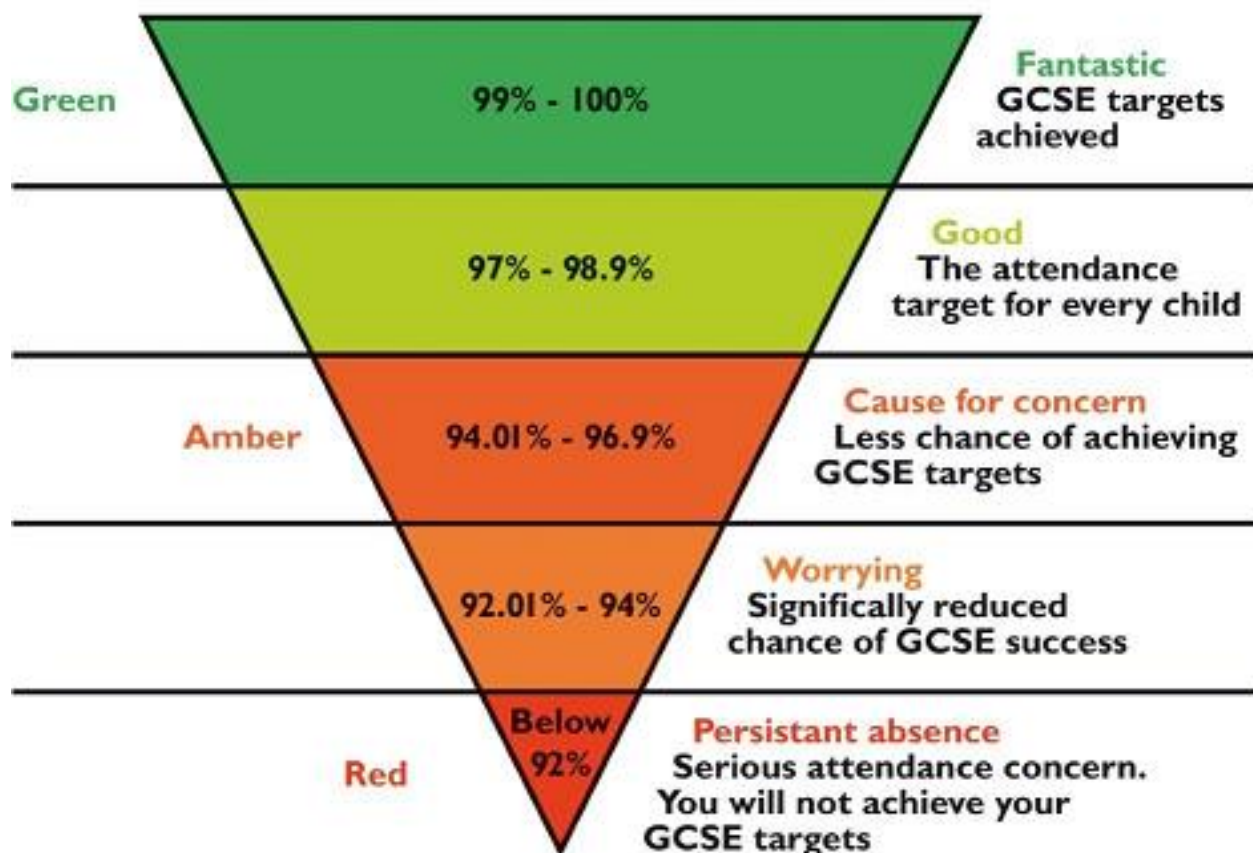


# Top users get an Amazon Voucher every term



# Attendance matters

## Attendance Triangle



# Finally

- Time to get organised
- At your disposal
  - Tutors and 6<sup>th</sup> Formers
  - Teachers
  - Parents/Carers
  - Raising Achievement – we will be helping you ALL with revision skills/time management throughout Y11
  - Careers Advice (Miss Bubb)
- PPEs – a time for reflection
  - Use them to see where work is needed
  - Use them to see where work isn't needed (prioritise)
- School holidays
  - Take some time to start
  - A few hours here and there WILL make a difference



# Don't let this be you



# ACCESS ARRANGEMENTS





# Access Arrangements – what are they?

- Exam Access Arrangements (EAAs) are the reasonable adjustments that can be made for an exam candidate.

# What are the main access arrangements?

- **Extra time**, for candidates who work very slowly
- **Rest breaks**, for poor concentration or extreme stress
- **Readers/Computer Readers**, for candidates who cannot read by themselves
- **Reading Aloud/Reading Pen**, for those who have reading difficulties and can concentrate better if they can hear themselves read
- **Scribes/Speech Recognition Technology**, for very poor or slow writers who cannot write by themselves
- **Word processors**, for candidates who use a WP in class
- **Prompters**, for candidates who lose concentration easily
- **Bilingual Dictionary**, for candidates who have English as an Additional Language

# What evidence is accepted for access arrangements?

- All evidence and testing for access arrangements should be from evidence and testing at school
- Reports from CAMHS, an HCPC registered psychologist, or a hospital consultant will be accepted for evidence of a substantial impairment such as ASD/ADHD or a medical condition
- If you wish to have evidence from an external report considered as evidence of your child's needs you must do this with the prior agreement and in conjunction with the school's SENCO (Mrs Cook)

# The Access Arrangement process at Furze Platt

- All students have been screened using Exact, an online screening programme
- Students who have been identified by teachers AND who have a below average score in at least two tests have been taken forward for further testing by our external assessor
- When we have:
  - Test results
  - Teacher evidence
  - Evidence that the arrangement is the student's 'normal way of working'an application is made to JCQ online for confirmation of arrangements
- Parents are notified of their child's arrangements by letter
- Students are monitored for use of their arrangements. If they fail to use their arrangements it is not their 'normal way of working' and arrangements may be removed. Parents and the student will be consulted before this is done

Furze Platt Senior School must comply with the regulations in the JCQ Access Arrangements and Reasonable Adjustments handbook.

Failure to comply may constitute malpractice which could impact on the candidate's results.

# WHAT THE SCHOOL HAS – AND WILL PROVIDE



# School support

- Revision guidance in lessons
- Extra support for 90 students through Raising Achievement
- Revision timetables and “how to revise” sessions delivered by Raising Achievement in PSHE lessons.
- Successful GCSE ‘VESPA’ Mindset tutorial programme led by Head of House.
- Sixth Form Learning Mentor support
- Year group ‘Prepare & Power to Perform’ seminars led by Mr Dollery & Mrs Feather.
- Targeted after school revision sessions in most subjects
- Dedicated revision website
- 2 hour revision conference led by members of the senior leadership team (14<sup>th</sup> October)
- Revision programme during exams

# Prepare and Power to Perform Programme Support

- A toolkit to help students and their parents control different aspects of life and help students to perform better when it comes to exam time.
- Advice on: goal setting; keeping active; stress management; healthy eating; time out; sleeping patterns; unplugging; developing self belief.

# THE BIG DAY(S)





# On the day

1. Be in school by 8:30am for morning exams
2. Be ready for afternoon exams by 1pm
3. Be in full uniform
4. Most, but not all, exams in the Sports Hall – check!

# What to bring

## Bring

Clear pencil case

Pen (black)

Spare pen (black)

Pencil / rubber / ruler etc

Water bottle

## Don't bring

Tippex

Highlighters

Gadgets

Smart Watches

# INFORMATION FOR PARENTS



# What parents must know

- **When** the exams are: *Furze Platt homepage / parents / exam information / Year 11*  
<http://www.furzeplatt.com/page/?title=Year+11&pid=151>
- Be absolutely sure they know what **subject** they are taking.
- Be absolutely sure they know what **papers** they are taking.
- Be absolutely sure what sort of **questions** they'll be asked.

# Go 4 Schools Home Learning

- From last week we have moved our all home learning to Go 4 Schools.
- So attendance, progress, behaviour & home learning are all in one place – Go 4 Schools App.
- App is available for free from Apple App Store or Google Play Store.
- To login to Go 4 Schools App, please use the same username and password as the Go 4 Schools site.
- Guide to the Go4Schools Mobile App:

<https://www.furzeplatt.com/page/?title=Go+4+Schools+Home+Learning+%28from+September+2021%29&pid=465>

- Students will be given a home learning timetable, and will receive up to 3 pieces of home learning a night, which should each take 30 minutes to complete.

# How will I know how my child is doing?

## 4 Progress Reports:

- 18<sup>th</sup> October 2021 (Inc. PPE results)
- 10<sup>th</sup> December 2021
- 11<sup>th</sup> February 2022 (Inc. PPE results)
- 25<sup>th</sup> March 2022

## Parents' Evening:

- 21st October 2021 16:15-19:15

# What you may be thinking

1. How can I help keep my son or daughter's stress levels down? What about my own stress levels?
2. In what ways can I help them stay organised and motivated?
3. How can I help them with their home learning environment?
4. Will I have to change your routines during the exam period to support their revision?
5. On exam days how can you help them be on time, calm and properly prepared?

# A Checklist

- Encourage and praise and empathise
- Try to provide a good revision environment
- Limit but don't ban social activities including TV, social media and going out
- Encourage exercise and healthy eating
- Take an active role when appropriate
- Keep things in perspective
- Encourage sensible sleep patterns
- Communicate with school – via form tutors, Heads of House, or Mrs Feather



# NEXT STEPS



# Sixth form entry requirements

Our **sixth form entry requirements** are based on these top 8 scores. The higher your average score, the greater the range of sixth form courses you can choose from.

To do well in your top 8 subjects, you need to work hard in **all 9 or 10**.

# Rewards

- As with last year, we keep an electronic record of students achievements and any behaviour concerns on Go4Schools.
- Students are awarded positive behaviour points for meeting the school's ready to learn rules and showing excellence in lessons. Students will receive negative points for any behavioural issues.

# Rewards

- Year 11 students will need to collect 1200 positive points to be allowed to buy a prom ticket.
- The 10 students with the highest positive points will be given a free prom ticket.
- Negative points will not be taken into account.
- There will be further rewards throughout the year including:
  - mufti days for the house with the most positive points.
  - Film screening at the end of term.
  - Teacher's reward promises for students with the most positive points

# Looking forward

- **Thursday 25<sup>th</sup> November 2021:** 6<sup>th</sup> Form Open Evening
- **Tuesday 30<sup>th</sup> November 2021:** Careers & Higher Education Fair
- **Wednesday 29<sup>th</sup> June 2022:** Year 11 Graduation and Book Return
- **Thursday 30<sup>th</sup> June 2022:** Year 11 Prom
- **Thursday 7<sup>th</sup> and Friday 8<sup>th</sup> July 2022:** 6<sup>th</sup> Form Taster Days
- **Thursday 18<sup>th</sup> August 2021 (TBC):** Exam results and celebration
- **Thursday 1st September 2021:** Sixth form induction day (and start of term for colleges) (Provisional - TBC)



